

STEINBACH CREDIT UNION LIMITED

# Consolidated Financial Statements

December 31, 2022



To the Members of Steinbach Credit Union Limited:

## Opinion

We have audited the consolidated financial statements of Steinbach Credit Union Limited and its subsidiaries (the "Credit Union"), which comprise the consolidated statement of financial position as at December 31, 2022, and the consolidated statements of net income and comprehensive income, members' equity and cash flows for the year then ended, and notes to the consolidated financial statements, including a summary of significant accounting policies.

In our opinion, the accompanying consolidated financial statements present fairly, in all material respects, the consolidated financial position of the Credit Union as at December 31, 2022, and its consolidated financial performance and its consolidated cash flows for the year then ended in accordance with International Financial Reporting Standards.

## Basis for Opinion

We conducted our audit in accordance with Canadian generally accepted auditing standards. Our responsibilities under those standards are further described in the Auditor's Responsibilities for the Audit of the Consolidated Financial Statements section of our report. We are independent of the Credit Union in accordance with the ethical requirements that are relevant to our audit of the consolidated financial statements in Canada, and we have fulfilled our other ethical responsibilities in accordance with these requirements. We believe that the audit evidence we have obtained is sufficient and appropriate to provide a basis for our opinion.

## Other Information

Management is responsible for the other information. The other information comprises the information included in the annual report, but does not include the consolidated financial statements and our auditor's report thereon. The annual report is expected to be made available to us after the date of this auditor's report.

Our opinion on the consolidated financial statements does not cover the other information and we do not express any form of assurance conclusion thereon.

In connection with our audit of the financial statements, our responsibility is to read the other information and, in doing so, consider whether the other information is materially inconsistent with the financial statements or our knowledge obtained in the audit or otherwise appears to be materially misstated.

When we read the annual report, if we conclude that there is a material misstatement therein, we are required to communicate the matter to those charged with governance.

## Responsibilities of Management and Those Charged with Governance for the Consolidated Financial Statements

Management is responsible for the preparation and fair presentation of the consolidated financial statements in accordance with International Financial Reporting Standards, and for such internal control as management determines is necessary to enable the preparation of consolidated financial statements that are free from material misstatement, whether due to fraud or error.

In preparing the consolidated financial statements, management is responsible for assessing the Credit Union's ability to continue as a going concern, disclosing, as applicable, matters related to going concern and using the going concern basis of accounting unless management either intends to liquidate the Credit Union or to cease operations, or has no realistic alternative but to do so.

Those charged with governance are responsible for overseeing the Credit Union's financial reporting process.

## MNP LLP

True North Square

242 Hargrave Street, Suite 1200, Winnipeg MB, R3C 0T8

1.877.500.0795 T: 204.775.4531 F: 204.783.8329

## Auditor's Responsibilities for the Audit of the Consolidated Financial Statements

Our objectives are to obtain reasonable assurance about whether the consolidated financial statements as a whole are free from material misstatement, whether due to fraud or error, and to issue an auditor's report that includes our opinion. Reasonable assurance is a high level of assurance, but is not a guarantee that an audit conducted in accordance with Canadian generally accepted auditing standards will always detect a material misstatement when it exists. Misstatements can arise from fraud or error and are considered material if, individually or in the aggregate, they could reasonably be expected to influence the economic decisions of users taken on the basis of these consolidated financial statements.

As part of an audit in accordance with Canadian generally accepted auditing standards, we exercise professional judgment and maintain professional skepticism throughout the audit. We also:

- Identify and assess the risks of material misstatement of the consolidated financial statements, whether due to fraud or error, design and perform audit procedures responsive to those risks, and obtain audit evidence that is sufficient and appropriate to provide a basis for our opinion. The risk of not detecting a material misstatement resulting from fraud is higher than for one resulting from error, as fraud may involve collusion, forgery, intentional omissions, misrepresentations, or the override of internal control.
- Obtain an understanding of internal control relevant to the audit in order to design audit procedures that are appropriate in the circumstances, but not for the purpose of expressing an opinion on the effectiveness of the Credit Union's internal control.
- Evaluate the appropriateness of accounting policies used and the reasonableness of accounting estimates and related disclosures made by management.
- Conclude on the appropriateness of management's use of the going concern basis of accounting and, based on the audit evidence obtained, whether a material uncertainty exists related to events or conditions that may cast significant doubt on the Credit Union's ability to continue as a going concern. If we conclude that a material uncertainty exists, we are required to draw attention in our auditor's report to the related disclosures in the financial statements or, if such disclosures are inadequate, to modify our opinion. Our conclusions are based on the audit evidence obtained up to the date of our auditor's report. However, future events or conditions may cause the Credit Union to cease to continue as a going concern.
- Evaluate the overall presentation, structure and content of the consolidated financial statements, including the disclosures, and whether the consolidated financial statements represent the underlying transactions and events in a manner that achieves fair presentation.
- Obtain sufficient appropriate audit evidence regarding the consolidated financial information of the entities or business activities within the Credit Union to express an opinion on the consolidated financial statements. We are responsible for the direction, supervision and performance of the group audit. We remain solely responsible for our audit opinion.

We communicate with those charged with governance regarding, among other matters, the planned scope and timing of the audit and significant audit findings, including any significant deficiencies in internal control that we identify during our audit.

We also provide those charged with governance with a statement that we have complied with relevant ethical requirements regarding independence, and to communicate with them all relationships and other matters that may reasonably be thought to bear on our independence, and where applicable, related safeguards.

Winnipeg, Manitoba

February 28, 2023



*MNP* LLP

Chartered Professional Accountants

**Steinbach Credit Union Limited**  
 Consolidated Statement of Financial Position  
 As at December 31

	2022 \$	2021 \$
<b>Assets</b>		
<b>Funds on hand and on deposit</b>	72,936,313	90,679,378
<b>Investments</b> (note 7)	873,468,635	742,917,122
<b>Loans to members</b> (note 8)	8,003,767,248	7,360,015,705
<b>Other assets</b> (note 9)	48,693,429	15,426,687
<b>Inventory</b> (note 10)	24,423,041	31,485,849
<b>Investments in associates</b> (note 20)	19,873,618	21,120,992
<b>Property, equipment and intangible assets</b> (note 11)	75,709,441	78,375,031
<b>Deferred income tax assets</b> (note 17)	4,968,875	3,958,875
	9,123,840,600	8,343,979,639
<b>Liabilities</b>		
<b>Members' deposits</b> (note 13)	8,091,419,982	7,589,848,937
<b>Accounts payable</b> (note 14)	40,256,621	44,454,940
<b>Income tax payable</b> (note 17)	9,415,549	532,878
<b>Due to non-controlling interest</b>	10,452,133	10,533,033
<b>Secured borrowing</b> (note 23)	394,067,978	184,634,781
	8,545,612,263	7,830,004,569
<b>Equity</b> (note 15)		
<b>Members' shares</b> (note 16)	530,865	515,145
<b>Retained surplus</b>	578,286,025	513,802,245
<b>Non-controlling interest</b>	(588,553)	(342,320)
	578,228,337	513,975,070
	9,123,840,600	8,343,979,639

Approved by the Board of Directors

 Director  Director

The accompanying notes are an integral part of these consolidated financial statements.

# Steinbach Credit Union Limited

## Consolidated Statement of Net Income and Comprehensive Income For the year ended December 31

	2022 \$	2021 \$
<b>Income</b>		
Interest from loans to members	269,427,425	199,891,302
Investment income	22,301,483	12,766,522
	<u>291,728,908</u>	<u>212,657,824</u>
<b>Cost of funds</b>		
Interest paid to members	153,713,981	94,851,951
Interest paid - other	4,883,601	3,442,634
	<u>158,597,582</u>	<u>98,294,585</u>
<b>Net interest income</b>	133,131,326	114,363,239
<b>Credit impairment recovery (loss)</b>	(5,254,481)	7,976,144
<b>Other income and fees</b>	29,803,071	30,158,967
<b>Net other operating income</b>	<u>157,679,916</u>	<u>152,498,350</u>
<b>Operating expenses</b>		
Administrative	23,508,375	22,759,068
Member security	6,717,882	6,377,069
Occupancy	7,442,582	6,006,910
Organizational	2,723,992	2,393,350
Personnel	39,020,930	35,785,939
	<u>79,413,761</u>	<u>73,322,336</u>
<b>Net income before patronage refund, donation, unrealized gains on derivatives, and income taxes</b>	78,266,155	79,176,014
<b>Patronage refund</b>	(10,017,615)	(9,995,422)
<b>Donation to SCU Community Fund</b>	-	(3,000,000)
<b>Unrealized gains on derivatives (note 9)</b>	16,838,601	4,722,762
<b>Net income before income taxes</b>	85,087,141	70,903,354
<b>Provision for income taxes (note 17)</b>	20,849,594	15,636,000
<b>Net income and comprehensive income for the year</b>	<u>64,237,547</u>	<u>55,267,354</u>
<b>Net income (loss) and comprehensive income attributable to:</b>		
Steinbach Credit Union	64,483,780	55,609,701
Non-controlling interest	(246,233)	(342,347)
	<u>64,237,547</u>	<u>55,267,354</u>

The accompanying notes are an integral part of these consolidated financial statements.

**Steinbach Credit Union Limited**  
Consolidated Statement of Members' Equity  
For the year ended December 31

---

	Members' shares \$	Retained surplus \$	Non- controlling interest \$	Total members' equity \$
<b>Balance at January 1, 2021</b>	491,325	458,192,544	-	458,683,869
Non-controlling interest on formation of subsidiary	-	-	27	27
Net income and comprehensive income for the year	-	55,609,701	(342,347)	55,267,354
Common shares issued - net of redemptions (note 16)	23,820	-	-	23,820
<b>Balance at December 31, 2021</b>	<b>515,145</b>	<b>513,802,245</b>	<b>(342,320)</b>	<b>513,975,070</b>
<b>Balance at January 1, 2022</b>	<b>515,145</b>	<b>513,802,245</b>	<b>(342,320)</b>	<b>513,975,070</b>
Net income and comprehensive income for the year	-	64,483,780	(246,233)	64,237,547
Common shares issued - net of redemptions (note 16)	15,720	-	-	15,720
<b>Balance at December 31, 2022</b>	<b>530,865</b>	<b>578,286,025</b>	<b>(588,553)</b>	<b>578,228,337</b>

---

The accompanying notes are an integral part of these consolidated financial statements.

# Steinbach Credit Union Limited

## Consolidated Statement of Cash Flows

For the year ended December 31

	2022 \$	2021 \$
<b>Cash provided by (used in)</b>		
<b>Operating activities</b>		
Net income and comprehensive income for the year	64,237,547	55,267,354
Items not affecting cash		
Depreciation and amortization expense	4,068,144	3,697,066
Deferred income taxes	(1,010,000)	2,962,000
Credit impairment losses (recovery)	5,254,481	(7,976,144)
Loss (gain) on disposal of property and equipment	(8,542)	18,857
Impairment of inventory	-	1,375,000
Investment in associates equity (gain) (note 20)	(49,337)	(59,660)
	<u>72,492,293</u>	<u>55,284,473</u>
Change in non-cash working capital items (note 21)	(90,072,877)	(43,700,803)
	<u>(17,580,584)</u>	<u>11,583,670</u>
<b>Investing activities</b>		
Property and equipment acquisitions	(2,785,393)	(6,226,555)
Proceeds from the disposal of property, equipment and intangible assets	1,391,381	-
Investment in associates return of capital (note 20)	1,296,711	865,334
	<u>(97,301)</u>	<u>(5,361,221)</u>
<b>Financing activities</b>		
Issue of members' shares (paid to) - net	15,720	23,820
Funds received from non-controlling interest	(80,900)	10,533,060
	<u>(65,180)</u>	<u>10,556,880</u>
<b>Net increase (decrease) in funds on hand and on deposit during the year</b>	<b>(17,743,065)</b>	<b>16,779,329</b>
<b>Funds on hand and on deposit - Beginning of year</b>	<b>90,679,378</b>	<b>73,900,049</b>
<b>Funds on hand and on deposit - End of year</b>	<b>72,936,313</b>	<b>90,679,378</b>
<b>Supplemental information</b>		
Interest received	280,600,305	213,936,626
Interest paid	139,099,487	102,669,190
Income tax paid	12,976,923	18,906,413

The accompanying notes are an integral part of these consolidated financial statements.

# Steinbach Credit Union Limited

Notes to Consolidated Financial Statements  
December 31, 2022

---

## 1 General information

Steinbach Credit Union Limited (the Credit Union) is incorporated under the Credit Union Incorporation Act of Manitoba and its operations are subject to the Credit Unions and Caisses Populaires Act (Manitoba) (the Act). The Credit Union serves members in Manitoba and provides retail, commercial and investment banking services. Its wholly-owned subsidiary, 5621268 Manitoba Ltd., holds real estate and investments in real estate companies that are accounted for by the cost or equity methods, respectively. Its other wholly-owned subsidiary, 6382283 Manitoba Ltd., holds the Credit Union's 73.30% ownership interest in 10077001 Manitoba Ltd. The Credit Union's registered office is 333 Main Street, Steinbach, Manitoba, Canada.

## 2 Basis of presentation

The Credit Union prepares its consolidated financial statements in accordance with International Financial Reporting Standards (IFRS) as issued by the International Accounting Standards Board (IASB).

The consolidated financial statements have been prepared under the historical cost convention except for financial assets and financial liabilities at fair value through profit or loss (FVTPL) or fair value through other comprehensive income (FVOCI).

The consolidated financial statements' values are presented in Canadian dollars (\$) which is the functional and presentation currency of the Credit Union unless otherwise indicated.

The Credit Union presents its consolidated statement of financial position on a non-classified basis in order of liquidity, with a distinction based on expectations regarding recovery or settlement within twelve months after the year end date (current) and more than twelve months after the year end date (non-current), presented in the notes. The Credit Union classifies its expenses by the nature of expenses method.

The following balances are generally classified as current: funds on hand and on deposit, investments, loans to members due within one year, income tax recoverable (payable), other assets, inventory, member deposits due on demand or within one year, accounts payable, and secured borrowings due on demand or within one year.

The following balances are generally classified as non-current: long-term portion of loans to members, property, equipment and intangible assets, investments in associates, deferred income taxes, due to non-controlling interest, non-current member deposits, and non-current secured borrowings.

Financial assets and financial liabilities are offset and the net amount reported in the consolidated statement of financial position only when there is a legally enforceable right to offset the recognized amounts and there is an intention and ability to settle on a net basis, or to realize the assets and liabilities simultaneously. Income and expenses are not offset in the consolidated statement of net income and comprehensive income unless required or permitted by any accounting standard or interpretation, as specifically disclosed in the accounting policies of the Credit Union.

The preparation of consolidated financial statements in conformity with IFRS requires the use of certain critical accounting estimates. It also requires management to exercise its judgement in the process of applying the Credit Union's accounting policies. Changes in assumptions may have a significant impact on the consolidated financial statements in the period the assumptions changed. Management believes that the underlying assumptions are appropriate and that the Credit Union's consolidated financial statements therefore present the financial position and results fairly.



# Steinbach Credit Union Limited

Notes to Consolidated Financial Statements  
December 31, 2022

---

The preparation of consolidated financial statements in conformity with IFRS requires the use of certain critical accounting estimates. It also requires management to exercise its judgement in the process of applying the Credit Union's accounting policies. Changes in assumptions may have a significant impact on the consolidated financial statements in the period the assumptions changed. Management believes that the underlying assumptions are appropriate and that the Credit Union's consolidated financial statements therefore present the financial position and results fairly.

Estimates and judgements are continually evaluated and based on historical experience and other factors, including expectations or future events that are believed to be reasonable under the circumstances. Actual results could differ from those estimates. The areas involving a higher degree of judgement or complexity, or areas where assumptions and estimates are significant to the consolidated financial statements are the provision for credit impairment losses, the measurement of income taxes, recognition of securitization arrangements and the fair value of financial instruments and are disclosed in note 6.

These consolidated financial statements for the year ended December 31, 2022 were approved by the Board of Directors on February 22, 2023.

### 3 Changes in accounting policies

#### Standards and interpretations effective in the current period

The Credit Union adopted amendments to the following standards, effective January 1, 2022, adoption of these amendments had no effect on the Credit Union's financial statements:

IAS 16 Property, Plant and Equipment (Amendment)

IAS 37 Provisions, Contingent Liabilities, and Contingent Assets (Amendment)

### 4 Accounting standards issued but not yet effective

Accounting standards that have been issued but are not yet effective are listed below. The Credit Union has not yet assessed the impact of these standards and amendments or determined whether it will early adopt them.

#### IAS 12 Income Taxes (Amendment)

In May 2021, the International Accounting Standards Board (IASB) issued amendments to the recognition exemptions under IAS 12 Income Taxes which were incorporated into Part I of the CPA Canada Handbook – Accounting in September 2021.

The amendments narrowed the scope of the recognition exemption to require an entity to recognize deferred tax on initial recognition of particular transactions, to the extent that transaction gives rise to equal taxable and deductible temporary differences. These amendments apply to transactions for which an entity recognizes both an asset and liability, for example leases and decommissioning liabilities.

The amendments are effective for annual periods beginning on or after January 1, 2023. Earlier application is permitted.

# Steinbach Credit Union Limited

Notes to Consolidated Financial Statements  
December 31, 2022

---

## **IAS 1 Presentation of Financial Statements and IFRS Practice Statement 2 Making Materiality Judgements (Amendments)**

In February 2021, the International Accounting Standards Board (IASB) issued amendments to IAS 1 Presentation of Financial Statements and IFRS Practice Statement 2 Making Materiality Judgements which were incorporated into Part I of the CPA Canada Handbook – Accounting by the Accounting Standards Board (AcSB) in June 2021. The amendments help entities provide accounting policy disclosures that are more useful to primary users of financial statements by:

Replacing the requirement to disclose “significant” accounting policies under IAS 1 with a requirement to disclose “material” accounting policies. Under this, an accounting policy would be material if, when considered together with other information included in an entity’s financial statements, it can reasonably be expected to influence decisions that primary users of general purpose financial statements make on the basis of those financial statements.

Providing guidance in IFRS Practice Statement 2 to explain and demonstrate the application of the four-step materiality process to accounting policy disclosures. The amendments shall be applied prospectively. The amendments to IAS 1 are effective for annual periods beginning on or after January 1, 2023. Earlier application is permitted. Once the entity applies the amendments to IAS 1, it is also permitted to apply the amendments to IFRS Practice Statement 2.

## **IAS 8 Accounting Policies, Changes in Accounting Estimates and Errors (Amendment)**

In February 2021, the International Accounting Standards Board (IASB) issued amendments to IAS 8 Accounting Policies, Changes in Accounting Estimates and Errors which were incorporated into Part I of the CPA Canada Handbook – Accounting by the Accounting Standards Board (AcSB) in June 2021.

The amendments introduce a new definition of ‘accounting estimates’ to replace the definition of ‘change in accounting estimates’ and also include clarifications intended to help entities distinguish changes in accounting policies from changes in accounting estimates.

The amendments are effective for annual periods beginning on or after January 1, 2023. Earlier application is permitted.

## **5 Summary of significant accounting policies**

### **Consolidation**

The consolidated financial statements include the accounts of the Credit Union and its wholly-owned subsidiaries, 5621268 Manitoba Ltd. and 6382283 Manitoba Ltd. These wholly-owned subsidiaries are comprised of a number of investments in real estate and companies that own real estate that are accounted for by the cost and equity methods, respectively. The financial statements of the subsidiaries and the related equity accounted investments are prepared at the same reporting date as the Credit Union, using consistent accounting policies. The consolidated financial statements also include the Credit Union’s 73.30% ownership interest in 10077001 Manitoba Ltd.

All inter-company balances, transactions and profits and losses are eliminated on consolidation.

# Steinbach Credit Union Limited

Notes to Consolidated Financial Statements  
December 31, 2022

---

## **Funds on hand and on deposit**

Funds on hand and on deposit consist of cash and deposits with other financial institutions. Funds on hand and on deposit are carried at amortized cost.

## **Financial assets and liabilities**

The Credit Union applies IFRS 9 and classifies its financial assets in the following measurement categories: FVTPL; FVOCI; or amortized cost. Management determines the classification of its financial instruments at initial recognition. The Credit Union uses trade date accounting for regular way contracts when recording financial asset transactions.

The accounting policies related to these financial assets and liabilities are as follows:

### ***Measurement methods***

#### *Amortized cost and effective interest rate*

The amortized cost is the amount at which the financial asset or financial liability is measured at initial recognition minus the principal repayments, plus or minus the cumulative amortization using the effective interest method of any difference between that initial amount and the maturity amount and, for financial assets, adjusted for any loss allowance.

The effective interest rate is the rate that exactly discounts estimated future cash payments or receipts through the expected life of the financial asset or financial liability to the gross carrying amount of a financial asset (i.e. its amortized cost before any allowance for doubtful accounts) or to the amortized cost of a financial liability. The calculation does not consider expected credit losses and includes transaction costs, premiums or discounts and fees and points paid or received that are integral to the effective interest rate, such as origination fees.

When the Credit Union revises the estimates of future cash flows, the carrying amount of the respective financial assets or financial liability is adjusted to reflect the new estimate discounted using the original effective interest rate. Any changes are recognized in net income.

#### *Interest income*

Interest income is calculated by applying the effective interest rate to the gross carrying amount of financial assets, except for financial assets that have subsequently become credit-impaired (or 'stage 3'), for which interest income is calculated by applying the effective interest rate to their amortized cost (i.e. net of the expected credit loss provision).

#### *Initial recognition and measurement*

Financial assets and financial liabilities are recognized when the entity becomes a party to the contractual provisions of the instrument.

# Steinbach Credit Union Limited

Notes to Consolidated Financial Statements  
December 31, 2022

---

At initial recognition, the Credit Union measures a financial asset or financial liability at its fair value plus or minus, in the case of a financial asset or financial liability not at fair value through profit or loss, transaction costs that are incremental and directly attributable to the acquisition or issue of the financial asset or financial liability, such as fees and commissions. Transaction costs of financial assets and financial liabilities carried at fair value through profit or loss are expensed in net income. Immediately after initial recognition, an expected credit loss allowance (ECL) is recognized for financial assets measured at amortized cost and investments in debt instruments measured at FVOCI, which results in an accounting loss being recognized in net income when an asset is newly originated.

When the fair value of financial assets and liabilities differs from the transaction price on initial recognition, the difference is deferred and the timing of recognition of deferred day one profit or loss is determined individually. It is either amortized over the life of the instrument, deferred until the instrument's fair value can be determined using market observable inputs, or realized through settlement.

## Financial assets

### *Classification and subsequent measurement*

The Credit Union applies IFRS 9 and classifies its financial assets in the following measurement categories: FVTPL; FVOCI; or amortized cost.

The classification requirements for debt and equity instruments are described below:

#### *Debt instruments*

Debt instruments are those instruments that meet the definition of a financial liability from the issuer's perspective and includes loans to members and term deposits held by the Credit Union.

Classification and subsequent measurement of debt instruments depend on:

- (i) the business model for managing the asset; and
- (ii) the cash flow characteristics of the asset.

Based on these factors, the Credit Union classifies its debt instruments into one of the following three measurement categories:

- **Amortized cost:** Assets that are held for collection of contractual cash flows where those cash flows represent solely payments of principal and interest (SPPI), and that are not designated at FVTPL, are measured at amortized cost. The carrying amount of these assets is adjusted by any expected credit loss allowance recognized and measured as described in note 8. Interest income from these financial assets is included in 'Interest from loans to members' using the effective interest rate method.
- **FVOCI:** Financial assets that are held for collection of contractual cash flows and for selling the assets, where the assets' cash flows represent SPPI and that are not designated at FVTPL, are measured at FVOCI. Movements in the carrying amount are taken through OCI, except for the recognition of impairment gains or losses, interest revenue and foreign exchange gains and losses on the instrument's amortized cost, which are recognized in net income. When the financial asset is derecognized, the cumulative gain or loss previously recognized in OCI is reclassified from equity to net income and recognized in 'Net Investment income'. Interest income from these financial assets is included in 'Investment income' using the effective interest rate method.

# Steinbach Credit Union Limited

## Notes to Consolidated Financial Statements

December 31, 2022

---

- **FVTPL:** Assets that do not meet the criteria for amortized cost or FVOCI are measured at FVTPL. A gain or loss on a debt investment that is subsequently measured at FVTPL and is not part of a hedging relationship is recognized in net income and presented in the statement of net income and comprehensive income within “Investment income” in the period in which it arises. Interest income from these financial assets is included in “Investment income” using the effective interest rate method.

### *Business model*

The business model reflects how the Credit Union manages the assets in order to generate cash flows. That is, whether the Credit Union's objective is solely to collect the contractual cash flows from the assets or is to collect both the contractual cash flows and cash flows arising from the sale of assets. If neither of these is applicable (e.g. financial assets are held for trading purposes), then the financial assets are classified as part of 'other' business model and measured at FVTPL. Factors considered by the Credit Union in determining the business model for a group of assets include past experience on how the cash flows for these assets were collected, how the asset's performance is evaluated and reported to key management personnel and how risks are assessed and managed.

### *SPPI*

Where the business model is to hold assets to collect contractual cash flows or to collect contractual cash flows and sell, the Credit Union assesses whether the financial instruments' cash flows represent 'SPPI'. In making this assessment, the Credit Union considers whether the contractual cash flows are consistent with a basic lending arrangement (i.e. interest includes only consideration for the time value of money, credit risk, other basic lending risks and a profit margin that is consistent with a basic lending arrangement). Where the contractual terms introduce exposure to risk or volatility that are inconsistent with a basic lending arrangement, the related financial asset is classified and measured at FVTPL.

Financial assets with embedded derivatives are considered in their entirety when determining whether their cash flows are SPPI.

The Credit Union reclassifies debt investments when and only when its business model for managing those assets changes. The reclassification takes place from the start of the first reporting period following the change. Such changes are expected to be very infrequent and none occurred during the period.

### *Equity instruments*

Equity instruments are instruments that meet the definition of equity from the issuer's perspective; that is, instruments that do not contain a contractual obligation to pay and that evidence a residual interest in the issuer's net assets. Examples of equity instruments include the Credit Union's investment in shares of Credit Union Central of Manitoba (Central).

The Credit Union subsequently measures all equity investments at FVTPL, except where the Credit Union's management has elected, at initial recognition, to irrevocably designate an equity investment at FVOCI. The Credit Union's policy is to designate equity investments as FVOCI when those investments are held for purposes other than to generate investment returns. When this election is used, fair value gains and losses are recognized in OCI and are not subsequently reclassified to net income, including on disposal.

# Steinbach Credit Union Limited

Notes to Consolidated Financial Statements  
December 31, 2022

---

Impairment losses (and reversal of impairment losses) are not reported separately from other changes in fair value. Dividends, when representing a return on such investments, continue to be recognized in net income as other income when the Credit Union's right to receive payments is established.

The Credit Union has designated all equity investments as FVOCI.

## *Impairment*

The Credit Union assesses on a forward-looking basis the expected credit losses (ECL) associated with its assets carried at amortized cost and FVOCI and with the exposure arising from loan commitments and financial guarantee contracts. The Credit Union recognizes a loss allowance for such losses at each reporting date. The measurement of ECL reflects:

- An unbiased and probability-weighted amount that is determined by evaluating a range of possible outcomes;
- The time value of money; and
- Reasonable and supportable information that is available without undue cost or effort at the reporting date about past events, current conditions and forecasts of future economic conditions.

Note 8 provides more detail of how the expected credit loss allowance is measured.

## *Modification of loans*

The Credit Union sometimes renegotiates or otherwise modifies the contractual cash flows of loans to members. When this happens, the Credit Union assesses whether or not the new terms are substantially different to the original terms. The Credit Union does this by considering, among others, the following factors:

- If the borrower is in financial difficulty, whether the modification merely reduces the contractual cash flows to amounts the borrower is expected to be able to pay;
- Significant extension of the loan term when the borrower is not in financial difficulty;
- Significant change in the interest rate; or
- Insertion of collateral, other security or credit enhancements that significantly affect the credit risk associated with the loan.

If the terms are substantially different, the Credit Union derecognizes the original financial asset and recognizes a new asset at fair value and recalculates a new effective interest rate for the asset. The date of renegotiation is consequently considered to be the date of initial recognition for impairment calculation purposes, including for the purpose of determining whether a significant increase in credit risk has occurred. However, the Credit Union also assesses whether the new financial asset recognized is deemed to be credit-impaired at initial recognition, especially in circumstances where the renegotiation was driven by the debtor being unable to make the originally agreed upon payments. Differences in the carrying amount are also recognized in net income as a gain or loss on derecognition.

If the terms are not substantially different, the renegotiation or modification does not result in derecognition, and the Credit Union does not recalculate the gross carrying amount based on the revised cash flows of the financial asset and recognizes a modification gain or loss in net income.

# Steinbach Credit Union Limited

Notes to Consolidated Financial Statements  
December 31, 2022

---

## *Derecognition other than on a modification*

Financial assets, or a portion thereof, are derecognized when the contractual rights to receive the cash flows from the assets have expired, or when they have been transferred and either (i) the Credit Union transfers substantially all the risks and rewards of ownership, or (ii) the Credit Union neither transfers nor retains substantially all the risks and rewards of ownership and the Credit Union has not retained control.

The Credit Union enters into transactions where it retains the contractual rights to receive cash flows from assets but assumes a contractual obligation to pay those cash flows to other entities and transfers substantially all of the risks and rewards. These transactions are accounted for as 'pass through' transfers that result in derecognition if the Credit Union:

- (i) Has no obligation to make payments unless it collects equivalent amounts from the assets;
- (ii) Is prohibited from selling or pledging the assets; and
- (iii) Has an obligation to remit any cash it collects from the assets without material delay.

Collateral furnished by the Credit Union under standard securities lending and borrowing transactions are not derecognized because the Credit Union retains substantially all the risks and rewards on the basis of the predetermined repurchase price, and the criteria for derecognition are therefore not met. This also applies to certain securitization transactions in which the Credit Union retains a subordinated residual interest.

## **Financial liabilities**

The Credit Union classifies members' deposits, accounts payable, due to non-controlling interest and secured borrowing as other financial liabilities other than index-linked term deposits included in members' deposits which have been designated at FVTPL. In both the current and prior period, other financial liabilities are initially recognized at fair value and subsequently measured at amortized cost using the effective interest rate method.

## *Derecognition*

Financial liabilities are derecognized when they are extinguished (i.e. when the obligation specified in the contract is discharged, cancelled or expires).

## **Financial guarantee contracts and loan commitments**

Financial guarantee contracts are contracts that require the issuer to make specified payments to reimburse the holder for a loss it incurs because a specified debtor fails to make payments when due, in accordance with the terms of a debt instrument. Such financial guarantees are given to banks, financial institutions and others on behalf of members to secure loans, overdrafts and other banking facilities.

Financial guarantee contracts are initially measured at fair value and subsequently measured at the higher of:

- The amount of the loss allowance; and
- The premium received on initial recognition less income recognized in accordance with the principles of IFRS 15.

Loan commitments provided by the Credit Union are measured as the amount of the loss allowance. The Credit Union has not provided any commitment to provide loans at a below-market interest rate, or that can be settled net in cash or by delivering or issuing another financial instrument.

# Steinbach Credit Union Limited

Notes to Consolidated Financial Statements

December 31, 2022

---

For loan commitments and financial guarantee contracts, the loss allowance is recognized as a liability. However, for contracts that include both a loan and an undrawn commitment and the Credit Union cannot separately identify the expected credit losses on the undrawn commitment component from those on the loan component, the expected credit losses on the undrawn commitment are recognized together with the loss allowance for the loan. To the extent that the combined expected credit losses exceed the gross carrying amount of the loan, the expected credit losses are recognized as a provision.

## **Derivatives and hedging activities**

Derivatives are initially recognized at fair value on the date on which the derivative contract is entered into and are subsequently remeasured at fair value. All derivatives are carried as assets when fair value is positive and as liabilities when fair value is negative.

The method of recognizing the resulting fair value gain or loss depends on whether the derivative is designated and qualifies as a hedging instrument, and if so, the nature of the item being hedged. The Credit Union designates certain derivatives as either:

- (a) Hedges of the fair value of recognized assets or liabilities or firm commitments (fair value hedges) or
- (b) Hedges of highly probable future cash flows attributable to a recognized asset or liability (cash flow hedges)

The Credit Union documents, at the inception of the hedge, the relationship between hedged items and hedging instruments, as well as its risk management objective and strategy for undertaking various hedge transactions. The Credit Union also documents its assessment, both at hedge inception and on an ongoing basis, of whether the derivatives that are used in hedging transactions are highly effective in offsetting changes in fair values or cash flows of hedged items.

### ***Fair value hedge***

Changes in the fair value of derivatives that are designated and qualify as fair value hedges are recorded in the consolidated statement of net income and comprehensive income, together with changes in the fair value of the hedged asset or liability that are attributable to the hedged risk.

If the hedge no longer meets the criteria for hedge accounting, the adjustment to the carrying amount of a hedged item for which the effective interest method is used is amortized to net income over the period to maturity and recorded as interest income.

### ***Cash flow hedge***

The effective portion of changes in fair value of derivatives that are designated and qualify as cash flow hedges is recognized in OCI. The gain or loss relating to the ineffective portion is recognized immediately in the consolidated statement of net income and comprehensive income.

Amounts accumulated in equity are recycled to the consolidated statement of net income and comprehensive income in the periods when the hedged item affects profit or loss. They are recorded in the income or expense lines in which the revenue or expense associated with the related hedged item is reported.

When a hedged instrument expires or is sold, or when a hedge no longer meets the criteria for hedge accounting, any cumulative gain or loss existing in equity at that time remains in equity and is recognized in the periods when the hedged item affects profit or loss.



# Steinbach Credit Union Limited

## Notes to Consolidated Financial Statements

December 31, 2022

---

When a forecast transaction is no longer expected to occur (for example, the recognized hedged asset is disposed of), the cumulative gain or loss previously recognized in OCI is immediately reclassified to the consolidated statement of net income and comprehensive income.

### Other income

Other income includes chequing service charges, non-sufficient funds and overdraft fees, prepayment penalties, commissions on credit cards, CUMIS profit sharing on the Credit Union's sale of insurance, commission revenue, other miscellaneous revenue, income from the sale of inventory and write-downs of inventory.

Fees and commissions are recognized on an accrual basis when the service has been provided. Performance-linked fees or fee components are recognized when the performance criteria are fulfilled.

### Inventory

Inventory is valued at the lower of cost and net realizable value. Net realizable value is the estimated selling price in the ordinary course of business, less estimated costs necessary to make the sale.

### Property and equipment

Property and equipment are recorded at acquisition cost and depreciation is provided over the estimated useful life of the assets as follows:

Buildings	40 years straight-line
Furniture and equipment	5 - 10 years straight-line
Computer equipment	4 years straight-line

Land is not subject to depreciation and is carried at cost. Residual values, method of depreciation and useful lives of the assets are reviewed annually and adjusted if appropriate.

Impairment reviews are performed when there are indicators that the recoverable amount of an asset may be less than the carrying value. The recoverable amount is determined as the higher of an asset's fair value less cost to sell and value in use. Impairment is recognized in the consolidated statement of net income and comprehensive income, when there is an indication that an asset may be impaired. In the event that the value of previously impaired assets recovers, the previously recognized impairment loss is recovered in the consolidated statement of net income and comprehensive income at that time. The recovery is limited to the original carrying amount at the time of impairment, net of any depreciation that would have been recorded had the asset not been impaired.

An item of property and equipment is derecognized upon disposal or when no further economic benefits are expected from its use. Any gain or loss arising on derecognition of the asset (calculated as the difference between the net disposal proceeds and the carrying amount of the asset) is included in the consolidated statement of net income and comprehensive income in the period the asset is derecognized.

# Steinbach Credit Union Limited

## Notes to Consolidated Financial Statements

December 31, 2022

---

### Intangible assets

Intangible assets consist of certain acquired and internally developed banking software. Intangible assets are carried at cost, less accumulated amortization and accumulated impairment losses, if any. Input costs directly attributable to the development or implementation of the asset are capitalized if it is probable that future economic benefits associated with the expenditure will flow to the Credit Union and the cost can be measured reliably. Finite life intangible assets are tested for impairment when events or circumstances indicate that the carrying value may not be recoverable. When the recoverable amount is less than the net carrying value an impairment loss is recognized.

Intangible assets available for use are amortized on a straight-line basis over their useful lives (which has been estimated to be nine years). Method of amortization and useful lives of the assets are reviewed annually and adjusted if appropriate.

Research costs are recognized as an expense in the period incurred.

There are no indefinite life intangible assets.

### Secured borrowing

The Credit Union has entered into asset transfer agreements with other third parties, which include the securitization of residential mortgages. These transfers do not qualify for derecognition principally because the Credit Union retains significant exposure to prepayment and other risks associated with the transferred mortgages. As such, these transactions are accounted for as financing activities and result in the recognition of a securitization liability at an amount equivalent to the securitization proceeds, inclusive of any premiums or discounts and net of eligible transaction costs. The securitization liabilities are subsequently measured at amortized cost using the effective interest method.

### Income taxes

Tax expense for the period comprises current and deferred income tax.

Current income tax expense is calculated on the basis of the Canadian tax laws enacted or substantively enacted at the statement of financial position date.

Deferred income taxes are provided for using the liability method. Under this method, temporary differences are recorded using tax rates that have been enacted or substantively enacted by the statement of financial position date and are expected to apply when the corresponding taxes will be paid or refunded. Temporary differences are comprised primarily of differences between the carrying amounts and the income tax bases of the Credit Union's loans to members, property, equipment and intangible assets and accounts payable. Deferred income tax assets are recognized to the extent that it is probable that future taxable profit will be available, against which the temporary differences can be utilized.

### Patronage refund

Patronage refunds that allocate profit or loss to the members on the basis of services rendered or business generated are accounted for as transactions with members in their role as non-owners and are, accordingly, expensed in the statement of net income and comprehensive income.

# Steinbach Credit Union Limited

Notes to Consolidated Financial Statements  
December 31, 2022

---

## Provisions and contingent liabilities

Provisions are recognized when the Credit Union has a present legal or constructive obligation as a result of a past event, it is probable that an outflow of resources embodying economic benefits will be required to settle the obligation and a reliable estimate can be made of the amount of the obligation. When the Credit Union expects some or all of the provision to be reimbursed, the reimbursement is recognized as a separate asset but only when the reimbursement is virtually certain. The expense of any provision is recognized in the consolidated statement of net income and comprehensive income, net of any reimbursement. If the effect of the time value of money is material, provisions are discounted using a current pre-tax discount rate that reflects, where appropriate, the risks specific to the liability. Where discounting is used, the increase in the provision due to the passage of time is recognized as a borrowing cost.

Contingent liabilities are disclosed if there is a possible future obligation as a result of a past event, or if there is a present obligation as a result of a past event but either, a payment is not probable or the amount cannot be reasonably estimated.

## Translation of foreign currencies

Funds on hand and on deposit, investments and members' deposits denominated in foreign currencies are translated into Canadian dollars at the rates prevailing on the statement of financial position date. Foreign exchange gains and losses are recorded in other income at the rates prevailing at the time of the transaction.

## Leases

The Credit Union assesses at inception of a contract, whether the contract is, or contains a lease. A contract is, or contains, a lease if the contract conveys the right to control the use of an identified asset for a period of time in exchange for consideration. To assess whether a contract conveys the right to control the use of an identified asset for a period of time, the Credit Union assesses whether the customer has the following through the period of use:

- The right to obtain substantially all of the economic benefits from use of the identified asset; and
- The right to direct the use of the identified asset.

Where the Credit Union is a lessee in a contract that contains a lease component, the Credit Union allocates the consideration in the contract to each lease component on the basis of the relative stand-alone price of the lease component and the aggregate stand-alone price of the non-lease components.

At the lease commencement date, the Credit Union recognizes a right-of-use asset and a lease liability. The right-of-use asset is initially measured at cost. The cost of the right-of-use asset is comprised of the initial amount of the lease liability, any lease payments made at or before the commencement date less any lease incentives received, initial direct costs incurred by the Credit Union, and an estimate of the costs to be incurred by the Credit Union in dismantling and removing the underlying asset and restoring the site on which it is located or restoring the underlying asset to the condition required by the terms and conditions of the lease.

After the commencement date, the Credit Union measures right-of-use assets by applying the cost model, whereby the right-of-use asset is measured at cost less accumulated depreciation and impairment losses and adjusted for any remeasurement of the lease liability. The right-of-use asset is depreciated using the straight-line method from the commencement date to the end of the lease term or the end of the useful life of the right-of-use asset.

# Steinbach Credit Union Limited

## Notes to Consolidated Financial Statements

December 31, 2022

---

The estimated useful life of the right-of-use assets are determined on the same basis as those of property and equipment. The determination of the depreciation period is dependent on whether the Credit Union expects that the ownership of the underlying asset will transfer to the Credit Union by the end of the lease term or if the cost of the right-of-use asset reflects that the Credit Union will exercise a purchase option.

The lease liability is initially measured at the present value of the lease payments not paid at the lease commencement date, discounted using the interest rate implicit in the lease or the Credit Union's incremental borrowing rate, if the interest rate implicit in the lease cannot be readily determined.

The lease payments included in the measurement of the lease liability comprise of fixed payments (including in-substance fixed payments) less any lease incentives receivable, variable lease payments that depend on an index or rate, amounts expected to be payable by the Credit Union under a residual value guarantee, the exercise price of a purchase option that the Credit Union is reasonably certain to exercise, and payment of penalties for terminating the lease if the lease term reflects the Credit Union exercising an option to terminate the lease. After the commencement date, the Credit Union measures the lease liability at amortized cost using the effective interest rate method.

The Credit Union remeasures the lease liability when there is a change in the lease term, a change in the Credit Union's assessment of an option to purchase the underlying asset, a change in the Credit Union's estimate of amounts expected to be payable under a residual value guarantee, or a change in future lease payments resulting from a change in an index or a rate used to determine those payments. On remeasurement of the lease liability, a corresponding adjustment is made to the carrying amount of the right-of-use asset, or is recorded in profit or loss if the carrying amount of the right-of-use asset has been reduced to zero.

### **Derivative financial instruments**

Derivative financial instruments, including embedded derivatives, which are required to be accounted for separately, are recorded on the consolidated statement of financial position at fair value. Changes in the value of the derivative instruments are recognized directly in the consolidated statement of net income and comprehensive income for the year. The Credit Union's derivative financial instruments consist of interest rate swaps and index-linked term deposits.

### **Derecognition of financial instruments**

Financial assets are derecognized when the Credit Union no longer has contractual rights to the cash flows from the asset, or when substantially all of the risks and rewards of ownership are transferred. If the Credit Union has not transferred or retained substantially all the risks and rewards of ownership, it assesses whether it has retained control over the transferred asset.

Financial liabilities are derecognized when they are extinguished, discharged, cancelled or expired.

### **Investment in associates**

Associates are entities over which the Credit Union has significant influence, but not control. The Credit Union accounts for all of its investments in associates using the equity method. The Credit Union's share of profits or losses of associates is recognized in the consolidated statement of net income and comprehensive income and its share of other comprehensive income (loss) of associates is included in other comprehensive income.

# Steinbach Credit Union Limited

Notes to Consolidated Financial Statements  
December 31, 2022

---

Unrealized gains on transactions between the Credit Union and an associate are eliminated to the extent of the Credit Union's interest in the associate. Unrealized losses are also eliminated unless the transaction provides evidence of an impairment of the asset transferred. Dilution gains and losses arising from changes in interests in investments in associates are recognized in the consolidated statement of net income and comprehensive income.

## **Non-controlling interest**

Non-controlling interest represents the outstanding ownership interests attributable to third parties in the Credit Union's subsidiaries. The portion of equity not owned by the corporation is reflected as non-controlling interest within the equity section of the consolidated statement of financial position.

The portion of net income (loss) attributable to the Credit Union and non-controlling interest is reported on the consolidated statement of net income and comprehensive income. Amounts due to non-controlling interest are non-interest bearing with no fixed terms of repayment.

## **Government assistance**

Claims for assistance under various government grant programs are recorded in other income in the period in which eligible expenditures are incurred.

## **6 Critical accounting estimates and judgements**

The preparation of consolidated financial statements in accordance with IFRS requires management to make judgements, estimates and assumptions that affect reported amounts of assets and liabilities as at the date of the consolidated financial statements and the reported amounts of revenue and expenses during the periods covered by the consolidated financial statements.

Estimates and judgements are continually evaluated and based on historical experience and other factors, including expectations of future events that are believed to be reasonable under the circumstances. Actual results could differ from those estimates.

In the process of applying the Credit Union's accounting policies, management has made the following judgements, estimations and assumptions, which have the most significant effect on the amounts recognized in the consolidated financial statements.

### *Critical accounting estimates*

#### **Measurement of the expected credit loss allowance**

The Credit Union reviews its loan portfolio to assess the expected credit loss allowance for loans at least on a quarterly basis. The measurement of the expected credit loss allowance for financial assets measured at amortized cost and FVOCI is an area that requires the use of complex models and significant assumptions about future economic conditions and credit behaviour (e.g. the likelihood of members defaulting and the resulting losses).

# Steinbach Credit Union Limited

Notes to Consolidated Financial Statements  
December 31, 2022

---

A number of significant judgements are also required in applying the accounting requirements for measuring ECL, such as:

- Determining the criteria for identifying a significant increase in credit risk;
- Choosing appropriate models and assumptions for the measurement of ECL;
- Establishing the number and relative weightings of forward-looking scenarios for each type of product and the associated ECL; and
- Establishing groups of similar financial assets for the purposes of measuring ECL.

The judgements, inputs, methodology and assumptions used for estimating the expected credit loss allowance are reviewed regularly to reduce any differences between loss estimates and actual loss experience.

Explanation of the inputs, assumptions and estimation techniques used in measuring ECL is further detailed in note 18, which also sets out key sensitivities of the ECL to changes in these elements.

## **Measurement of income taxes**

Management exercises judgement in estimating the provision for income taxes. The Credit Union is subject to income tax laws in the federal and provincial jurisdictions where it operates. Various tax laws are potentially subject to different interpretations by the Credit Union and the relevant tax authority. To the extent that the Credit Union's interpretations differ from those of tax authorities or the timing of realization is not as expected, the provision for income taxes may increase or decrease in future periods to reflect actual experience.

Significant management judgement is also required to determine the deferred tax balances. Management is required to determine the amount of deferred tax assets and liabilities that can be recognized, based on their best estimate of the likely timing that the temporary difference will be realized, and of the likelihood that taxable profits will exist in the future.

Further details of the measurement of income taxes are disclosed in note 17.

## **Fair value of financial instruments**

The fair value of financial instruments where no active market exists or where quoted prices are not otherwise available are determined by a service provider by using valuation techniques. In these cases, the fair values are estimated from observable data in respect of similar financial instruments or using models. Where market observable inputs are not available, they are estimated based on appropriate assumptions. To the extent practical, models used by the service provider use only observable data provided by management; however, areas such as credit risk, volatilities and correlations require management to make estimates. Changes in assumptions about these factors could affect the disclosed fair value of financial instruments. The fair value of financial instruments is disclosed in note 19.

## ***Critical accounting judgements***

### **Recognition of securitization arrangements**

As part of its program of liquidity, capital and interest rate risk management, the Credit Union enters into arrangements to fund growth by entering into mortgage securitization arrangements. As a result of these transactions and depending on the nature of the arrangement, the Credit Union may be subject to the

# Steinbach Credit Union Limited

## Notes to Consolidated Financial Statements

December 31, 2022

recognition of the funds received as secured borrowings and the continued recognition of the securitized assets. The determination of the requirements for continued recognition requires significant judgement. Further details of securitization arrangements are disclosed in note 23.

### 7 Investments

The carrying value of the Credit Union's investments by financial instrument categories are as follows:

	FVOCI \$	FVTPL \$	December 31, 2022 Total \$
Credit Union Central of Manitoba Shares	59,795,790	-	59,795,790
Term deposits	-	802,314,724	802,314,724
	59,795,790	802,314,724	862,110,514
Concentra Bank Shares	5,005,030	-	5,005,030
	64,800,820	802,314,724	867,115,544
Accrued interest receivable	573,150	5,779,941	6,353,091
	65,373,970	808,094,665	873,468,635

	FVOCI \$	FVTPL \$	December 31, 2021 Total \$
Credit Union Central of Manitoba Shares	52,832,190	-	52,832,190
Term deposits	-	682,367,669	682,367,669
	52,832,190	682,367,669	735,199,859
Concentra Bank Shares	5,005,030	-	5,005,030
	57,837,220	682,367,669	740,204,889
Accrued interest receivable	573,150	2,139,083	2,712,233
	58,410,370	684,506,752	742,917,122

Investment interest rates and maturities range as follows:

	2022		2021	
	Interest rates ranging from	Maturity dates ranging from	Interest rates ranging from	Maturity dates ranging from
Term deposits	3.68% - 4.67%	30-90 days	0.09% - 0.26%	30 - 90 days
Concentra Bank Class A shares	3.98%	4 years	3.98%	5 years

# Steinbach Credit Union Limited

## Notes to Consolidated Financial Statements

December 31, 2022

### 8 Loans to members

At December 31, 2022, loans to members are presented net of allowances for expected credit losses totaling \$8,335,103 (2021 - \$4,546,717). The following table contains an analysis of the credit risk exposure of financial instruments for which an ECL allowance is recognized. The gross carrying amount of financial assets below also represents the Credit Union's maximum exposure to credit risk on these assets.

				<b>2022</b>
	<b>Stage 1 12-month ECL \$</b>	<b>Stage 2 Lifetime ECL \$</b>	<b>Stage 3 Lifetime ECL \$</b>	<b>Total \$</b>
Consumer	4,349,792,235	511,381,440	2,894,260	4,864,067,935
Agriculture	364,006,015	108,344,511	-	472,350,526
Commercial	2,064,035,116	590,846,959	3,254,282	2,658,136,357
Gross carrying amount	6,777,833,366	1,210,572,910	6,148,542	7,994,554,818
Loss allowance	(5,313,737)	(642,450)	(2,378,916)	(8,335,103)
Accrued interest	14,441,110	3,008,989	97,434	17,547,533
	<b>6,786,960,739</b>	<b>1,212,939,449</b>	<b>3,867,060</b>	<b>8,003,767,248</b>
Current				1,648,797,326
Non-current				6,354,969,922
				<b>2021</b>
	<b>Stage 1 12-month ECL \$</b>	<b>Stage 2 Lifetime ECL \$</b>	<b>Stage 3 Lifetime ECL \$</b>	<b>Total \$</b>
Consumer	4,028,698,674	405,400,810	1,781,406	4,435,880,890
Agriculture	342,787,944	149,345,761	-	492,133,705
Commercial	2,086,228,594	339,992,257	267,188	2,426,488,039
Gross carrying amount	6,457,715,212	894,738,828	2,048,594	7,354,502,634
Loss allowance	(2,816,955)	(538,204)	(1,191,558)	(4,546,717)
Accrued interest	8,646,895	1,347,844	65,049	10,059,788
	<b>6,463,545,152</b>	<b>895,548,468</b>	<b>922,085</b>	<b>7,360,015,705</b>
Current				1,603,728,829
Non-current				5,756,286,876



# Steinbach Credit Union Limited

## Notes to Consolidated Financial Statements

December 31, 2022

The following table further explains changes in the gross carrying amount of the portfolio to help explain their significance of the changes in the loss allowance for the same portfolio:

	Stage 1 12-month ECL \$	Stage 2 Lifetime ECL \$	Stage 3 Lifetime ECL \$	Total \$
<b>Consumer</b>				
Gross carrying amount as at January 1, 2022	4,028,698,674	405,400,810	1,781,406	4,435,880,890
Transfers and net changes to loans	(901,084,381)	(41,279,670)	1,609,244	(940,754,807)
New financial assets originated	1,222,177,942	148,048,366	-	1,370,226,308
Write-offs	-	(788,066)	(496,390)	(1,284,456)
Gross carrying amount as at December 31, 2022	4,349,792,235	511,381,440	2,894,260	4,864,067,935
<b>Agriculture</b>				
Gross carrying amount as at January 1, 2022	342,787,944	149,345,761	-	492,133,705
Transfers and net changes to loans	(81,609,060)	(60,282,760)	-	(141,891,820)
New financial assets originated	102,827,131	19,281,510	-	122,108,641
Gross carrying amount as at December 31, 2022	364,006,015	108,344,511	-	472,350,526
<b>Commercial</b>				
Gross carrying amount as at January 1, 2022	2,086,228,594	339,992,257	267,188	2,426,488,039
Transfers and net changes to loans	(648,890,438)	71,617,761	3,098,887	(574,173,790)
New financial assets originated	626,696,960	179,306,787	-	806,003,747
Write-offs	-	(69,846)	(111,793)	(181,639)
Gross carrying amount as at December 31, 2022	2,064,035,116	590,846,959	3,254,282	2,658,136,357
<b>Total</b>				
Gross carrying amount as at January 1, 2022	6,457,715,212	894,738,828	2,048,594	7,354,502,634
Transfers and net changes to loans	(1,631,583,879)	(29,944,669)	4,708,131	(1,656,820,417)
New financial assets originated	1,951,702,033	346,636,663	-	2,298,338,696
Write-offs	-	(857,912)	(608,183)	(1,466,095)
Gross carrying amount as at December 31, 2022	6,777,833,366	1,210,572,910	6,148,542	7,994,554,818

# Steinbach Credit Union Limited

## Notes to Consolidated Financial Statements

December 31, 2022

The following tables show the net change in the loss allowance for the year:

	Stage 1 12-month ECL \$	Stage 2 Lifetime ECL \$	Stage 3 Lifetime ECL \$	Total \$
<b>Consumer</b>				
Loss allowance as at January 1, 2022	2,394,725	415,016	1,012,907	3,822,648
Transfers	25,917	(28,043)	2,126	-
New financial assets originated	631,679	131,782	-	763,461
Write-offs	-	(788,066)	(496,390)	(1,284,456)
Changes to model assumptions and methodologies	1,495,856	724,505	930,760	3,151,121
	<hr/>			
Loss allowance as at December 31, 2022	4,548,177	455,194	1,449,403	6,452,774
<b>Agriculture</b>				
Loss allowance as at January 1, 2022	127	90	-	217
Transfers	10	(10)	-	-
New financial assets originated	37	11	-	48
Write-offs	-	-	-	-
Changes to model assumptions and methodologies	(45)	(28)	-	(73)
	<hr/>			
Loss allowance as at December 31, 2022	129	63	-	192
<b>Commercial</b>				
Loss allowance as at January 1, 2022	422,103	123,098	178,651	723,852
Transfers	(13,460)	12,522	938	-
New financial assets originated	110,955	56,808	-	167,763
Write-offs	-	(69,846)	(111,793)	(181,639)
Changes to model assumptions and methodologies	245,833	64,611	861,717	1,172,161
	<hr/>			
Loss allowance as at December 31, 2022	765,431	187,193	929,513	1,882,137
<b>Total</b>				
Loss allowance as at January 1, 2022	2,816,955	538,204	1,191,558	4,546,717
Transfers	12,467	(15,531)	3,064	-
New financial assets originated	742,671	188,601	-	931,272
Write-offs	-	(857,912)	(608,183)	(1,466,095)
Changes to model assumptions and methodologies	1,741,644	789,088	1,792,477	4,323,209
	<hr/>			
Loss allowance as at December 31, 2022	5,313,737	642,450	2,378,916	8,335,103

# Steinbach Credit Union Limited

Notes to Consolidated Financial Statements

December 31, 2022

---

## *Loss allowance*

The loss allowance recognized in the period is impacted by a variety of factors, such as:

- Transfers between Stage 1 and Stages 2 or 3 due to financial instruments experiencing significant increases (or decreases) of credit risk or becoming credit-impaired in the period, and the consequent "step up" (or "step down") between 12-month and Lifetime ECL;
- Additional allowances for new financial instruments recognized during the period, as well as releases for financial instruments de-recognized in the period;
- Impact on the measurement of ECL due to changes in probability of default (PD), exposure at default (EAD) and loss given default (LGD) in the period, arising from regular refreshing of inputs to models;
- Impacts on the measurement of ECL due to changes made to models and assumptions;
- Discount unwind within ECL due to the passage of time, as ECL is measured on a present value basis; and
- Financial assets derecognized during the period and write-offs of allowances related to assets that were written off during the period.

## *Write-off policy*

The Credit Union writes off financial assets, in whole or in part, when it has exhausted all practical recovery efforts and has concluded there is no reasonable expectation of recovery. Indicators that there is no reasonable expectation of recovery include (i) ceasing enforcement activity and (ii) where the Credit Union's recovery method is foreclosing on collateral and the value of the collateral is such that there is no reasonable expectation of recovering in full.

The Credit Union may write-off financial assets that are still subject to enforcement activity. The outstanding contractual amounts of such assets written off during the year ended December 31, 2022 was \$1,466,095 (2021 - \$1,375,384).

The Credit Union still seeks to recover amounts it is legally owed in full, but which have been partially or fully written off due to no reasonable expectation of full recovery.

The Credit Union closely monitors collateral held for financial assets considered to be credit-impaired, as it becomes more likely that the Credit Union will take possession of collateral to mitigate potential credit losses. Financial assets that are credit-impaired and related collateral held in order to mitigate potential losses are shown below:

	<b>December 31, 2022</b>		
	<b>Gross exposure</b>	<b>Impairment allowance</b>	<b>Carrying amount</b>
	\$	\$	\$
<b>Credit-impaired assets</b>			
Loans to members			
Consumer	2,963,137	(1,449,403)	1,513,734
Agriculture	-	-	-
Commercial	3,295,589	(929,513)	2,366,076
<b>Total credit-impaired assets</b>	<b>6,258,726</b>	<b>(2,378,916)</b>	<b>3,879,810</b>

# Steinbach Credit Union Limited

Notes to Consolidated Financial Statements

December 31, 2022

	December 31, 2021		
	Gross exposure \$	Impairment allowance \$	Carrying amount \$
<b>Credit-impaired assets</b>			
Loans to members			
Consumer	1,842,371	(1,012,907)	829,464
Agriculture	-	-	-
Commercial	271,272	(178,651)	92,621
<b>Total credit-impaired assets</b>	<b>2,113,643</b>	<b>(1,191,558)</b>	<b>922,085</b>

## 9 Other assets

	2022 \$	2021 \$
Accounts receivable	10,107,546	7,236,077
Prepaid expenses	3,472,525	2,638,022
Deposit on investment	12,650,000	-
Derivative financial asset – interest rate swap	21,773,243	4,729,399
Derivative financial asset – index-linked term deposit	690,115	823,189
<b>Total</b>	<b>48,693,429</b>	<b>15,426,687</b>
Current	32,485,822	13,531,229
Non-current	16,207,607	3,099,958
	<b>48,693,429</b>	<b>15,426,687</b>

The carrying value above reasonably approximates fair value at the statement of financial position date.

Included in comprehensive income is a fair value gain of \$16,838,601 (2021 - \$4,722,762) related to the Credit Union's interest rate swaps. The Credit Union enters into interest rate swaps under policies and procedures which ensure they are utilized for reducing the Credit Union's exposure to fluctuating interest rates. All interest rate swaps are purchased on behalf of the Credit Union by the Credit Union Central of Manitoba. As at December 31, 2022, the notional principal of swaps was \$305,945,565 (2021 - \$256,209,365).

## 10 Inventory

	2022 \$	2021 \$
Condominium units	23,818,041	30,825,849
Parking stalls	605,000	660,000
<b>Total</b>	<b>24,423,041</b>	<b>31,485,849</b>

During the year, an impairment charge of \$nil (2021 - \$1,375,000) was recorded to inventory and is included in other income and fees.

# Steinbach Credit Union Limited

## Notes to Consolidated Financial Statements

December 31, 2022

### 11 Property, equipment and intangible assets

The movements in property, equipment and intangible assets were as follows:

	Property and equipment				Intangible assets	Total	
	Land	Buildings	Furniture and equipment	Computer equipment	Banking software		
	\$	\$	\$	\$	\$	\$	
<b>Year ended December 31, 2021</b>							
Opening net book value	11,842,688	56,866,482	3,104,925	4,030,304	75,844,399	-	75,844,399
Additions	1,681,426	2,775,858	1,399,813	389,458	6,246,555	-	6,246,555
Disposals	-	-	(18,857)	-	(18,857)	-	(18,857)
Depreciation	-	(1,867,767)	(779,795)	(1,049,504)	(3,697,066)	-	(3,697,066)
Closing net book value	13,524,114	57,774,573	3,706,086	3,370,258	78,375,031	-	78,375,031
<b>At December 31, 2021</b>							
Acquisition cost	13,524,114	79,756,836	10,821,964	8,566,322	112,669,236	2,223,494	114,892,730
Accumulated depreciation	-	(21,982,263)	(7,115,878)	(5,196,064)	(34,294,205)	(2,223,494)	(36,517,699)
Net book value	13,524,114	57,774,573	3,706,086	3,370,258	78,375,031	-	78,375,031
<b>Year ended December 31, 2022</b>							
Opening net book value	13,524,114	57,774,573	3,706,086	3,370,258	78,375,031	-	78,375,031
Additions	-	547,730	442,101	1,795,562	2,785,393	-	2,785,393
Disposals	(1,382,839)	-	-	-	(1,382,839)	-	(1,382,839)
Depreciation	-	(1,935,637)	(1,023,914)	(1,108,593)	(4,068,144)	-	(4,068,144)
Closing net book value	12,141,275	56,386,666	3,124,273	4,057,227	75,709,441	-	75,709,441
<b>At December 31, 2022</b>							
Acquisition cost	12,141,277	80,304,565	10,579,585	10,266,445	113,291,872	2,223,494	115,515,366
Accumulated depreciation	-	(23,917,899)	(7,455,314)	(6,209,218)	(37,582,431)	(2,223,494)	(39,805,925)
Net book value	12,141,277	56,386,666	3,124,271	4,057,227	75,709,441	-	75,709,441

# Steinbach Credit Union Limited

Notes to Consolidated Financial Statements  
December 31, 2022

---

## 12 Line of credit

The Credit Union has approved lines of credit equal to 10% of its members' deposits with Central at December 31, 2022 amounting to \$809,141,998 (2021 - \$758,948,894). The line of credit with Central is payable on demand with interest payable on a variable rate basis. As collateral for the line of credit, the Credit Union has pledged an assignment of shares and deposits in Central and a general assignment of loans receivable from members. At December 31, 2022, \$nil of the line of credit was utilized (2021 - \$nil).

## 13 Members' deposits

	2022 \$	2021 \$
Savings	3,855,971,117	4,158,861,040
Chequing	797,640,759	856,469,057
Term deposits	1,649,172,802	941,132,378
Registered products	1,749,895,421	1,614,184,684
Inactive accounts	612,769	572,759
	<hr/>	<hr/>
Accrued interest	8,053,292,868 38,127,114	7,571,219,918 18,629,019
	<hr/>	<hr/>
	8,091,419,982	7,589,848,937
	<hr/>	<hr/>
Current	6,202,232,367	6,256,831,352
Non-current	1,889,187,615	1,333,017,585
	<hr/>	<hr/>
	8,091,419,982	7,589,848,937
	<hr/>	<hr/>

At December 31, members' deposits amounting to \$2,490,787,000 (2021 - \$1,469,370,013) are at fixed interest rates and all other members' deposits, amounting to \$5,600,632,982 (2021 - \$6,120,478,924) are at variable rates.

# Steinbach Credit Union Limited

Notes to Consolidated Financial Statements  
December 31, 2022

---

## 14 Accounts payable

	2022 \$	2021 \$
The Deposit Guarantee Corporation of Manitoba assessment	1,604,139	1,512,607
Accrued expenses and payables	21,889,801	21,538,060
Certified cheques	6,762,681	11,404,273
Patronage refund	10,000,000	10,000,000
	<hr/> 40,256,621	<hr/> 44,454,940

Due to the short-term nature of these items, the carrying value above reasonably approximates fair value at the statement of financial position dates. All accounts payable are current.

## 15 Capital disclosures

Pursuant to Standards of Sound Business Practice issued by the Deposit Guarantee Corporation of Manitoba the Credit Union must establish and maintain a level of capital as follows:

### Capital requirements

The Credit Union shall maintain a level of capital, which is comprised of members' equity, that meets or exceeds the following requirements:

- a) Total regulatory capital - its capital shall not be less than 5% of the book value of its assets;
- b) Retained surplus - its retained surplus shall not be less than 3% of the book value of its assets; and
- c) Risk weighted capital - a tiered level of capital shall not be less than 10.5% of the risk-weighted value of its assets as defined in the Regulations.

The capital calculations as at December 31 are as follows:

	2022 %	2021 %
Total regulatory capital	6.34	6.16
Retained surplus	6.34	6.16
Risk weighted capital – Basel III	12.19	11.67

The Credit Union is in compliance with the capital requirements at December 31, 2022 and 2021.

# Steinbach Credit Union Limited

Notes to Consolidated Financial Statements  
December 31, 2022

---

## Liquidity reserve

Pursuant to the Standards of Sound Business Practice issued by the Deposit Guarantee Corporation of Manitoba, the Credit Union shall maintain in funds on hand and on deposit and investments in Central not less than 8% of its total members' deposits.

The liquidity requirements as at December 31 are as follows:

	<b>2022</b> %	<b>2021</b> %
Liquidity reserve	10.89	10.19

The Credit Union is in compliance with the liquidity reserve requirements at December 31, 2022 and 2021.

Capital is managed in accordance with policies established by the Board. Management regards a strong capital base as an integral part of the Credit Union's strategy. The Credit Union has a capital plan to provide a long-term forecast of capital requirements. All of the elements of capital are monitored throughout the year, and modifications of capital management strategies are made as appropriate.

## 16 Members' shares

Each member of the Credit Union has one vote, regardless of the number of shares that a member holds.

Each member must purchase one common share. No member may hold more than 10% of the issued shares in any class.

### Authorized shares

#### Common shares

Authorized common share capital consists of an unlimited number of common shares, with an issue price per share to be not less than \$5 and redeemable in the amount of consideration received for the share. The total amount of common shares purchased or redeemed by the Credit Union shall not reduce the Credit Union's equity below 5% of assets.

#### Issued shares

	<b>2022</b> \$	<b>2021</b> \$
Common shares	530,865	515,145

	<b>Number of shares</b>	
	<b>2022</b>	<b>2021</b>
Balance - beginning of year	103,029	98,265
Shares issued during the year	7,773	9,272
Shares redeemed during the year	(4,629)	(4,508)
Balance - end of year	106,173	103,029



# Steinbach Credit Union Limited

Notes to Consolidated Financial Statements  
December 31, 2022

---

## 17 Income taxes

The significant components of the provision for income taxes included in the consolidated statement of net income and comprehensive income are composed of:

	2022 \$	2021 \$
Current income taxes		
Based on current year taxable income	21,859,594	12,674,000
Deferred income taxes		
Origination and reversal of temporary differences	(1,010,000)	2,962,000
Provision for income taxes	<u>20,849,594</u>	<u>15,636,000</u>

The Credit Union provides for income taxes at statutory rates as determined below:

	2022 %	2021 %
Federal base rate	38.00	38.00
Federal abatement	(10.00)	(10.00)
Additional deduction for credit unions	(13.00)	(13.00)
Net federal tax rate	15.00	15.00
Provincial tax rate	9.60	7.20
	<u>24.60</u>	<u>22.20</u>

Reasons for the difference between tax expense for the year and the expected income taxes based on the statutory rate of 24.60% (2021 – 22.20%) are as follows:

	2022 \$	2021 \$
Net income before income taxes	<u>85,087,141</u>	<u>70,903,354</u>
Expected provision for income taxes at statutory rates	20,931,437	15,740,544
Non-deductible portion of expenses	53,423	131,894
Non-taxable dividends	(48,929)	-
Realization of deferred tax asset	1,010,000	2,962,000
Other – including change in deferred tax rate	(1,096,337)	(3,198,438)
Provision for income taxes	<u>20,849,594</u>	<u>15,636,000</u>

Based on the Income Tax Act, Credit Unions are entitled to a deduction from taxable income related to payments in respect of shares and therefore any dividends paid or payable by the Credit Union would result in tax savings of 24.60% or 27% depending on the level of taxable income of the Credit Union in the year.

# Steinbach Credit Union Limited

## Notes to Consolidated Financial Statements

December 31, 2022

---

Components of the deferred tax assets and liabilities are as follows:

	<b>2022</b>	<b>2021</b>
	<b>\$</b>	<b>\$</b>
Deferred tax assets		
Loans to members	2,250,669	1,227,614
Accounts payable	984,688	1,124,718
Donations	5,619,982	5,492,239
Loss carryforward	1,087,065	471,303
	<hr/>	<hr/>
	9,942,404	8,315,874
Deferred tax liabilities		
Property, equipment and intangible assets	3,853,614	3,536,563
Investments in associates	1,119,915	820,436
	<hr/>	<hr/>
	4,973,529	4,356,999
	<hr/>	<hr/>
Total deferred tax asset (liability)	4,968,875	3,958,875

The Credit Union has no material unrecognized temporary differences related to its wholly-owned subsidiary and associates.

	<b>2022</b>	<b>2021</b>
	<b>\$</b>	<b>\$</b>
Deferred tax assets		
Deferred tax assets to be recovered within 12 months	8,855,339	1,124,718
Deferred tax assets to be recovered after more than 12 months	1,087,065	7,191,156
	<hr/>	<hr/>
	9,942,404	8,315,874
Deferred tax liabilities		
Deferred tax liabilities to be incurred after more than 12 months	4,973,529	4,356,999
	<hr/>	<hr/>
Net deferred tax asset (liability)	4,968,875	3,958,875

# Steinbach Credit Union Limited

Notes to Consolidated Financial Statements  
December 31, 2022

---

## 18 Risk management

The Credit Union's risk management policies are designed to identify and analyze risks, to set appropriate risk limits and controls, and to monitor the risks and adherence to limits by means of reliable and up-to-date information systems. The Credit Union follows an enterprise risk management framework, which involves identifying particular events or circumstances relevant to its objectives, assessing them in terms of probability and magnitude, determining a response strategy and monitoring progress. The Credit Union regularly reviews its risk management policies and systems to take account of changes in markets and products.

Risk management is carried out by management who reports to the Board. The Board provides written principles for risk tolerance and overall risk management. Management reports to the Board on the Credit Union's compliance with the risk management policies.

Financial instruments comprise the majority of the Credit Union's assets and liabilities. The Credit Union accepts deposits from members at both fixed and floating rates for various periods. The Credit Union seeks to earn an interest rate margin by investing these funds in high quality financial instruments - principally loans and mortgages. The primary types of financial risk, which arise from this activity, are interest rate, credit, liquidity, foreign exchange and price risk.

The following table describes the significant financial instrument activity undertaken by the Credit Union, the risks associated with such activities and the types of methods used in managing those risks.

Activity	Risks	Method of managing risks
Investments, funds on hand and on deposit	Sensitivity to changes in interest rates, liquidity, foreign exchange rates, and credit risk	Asset-liability matching, monitoring of investment restrictions and monitoring of counterparty risk
Loans to members	Sensitivity to changes in interest rates, liquidity and credit risk	Asset-liability matching, periodic use of derivatives and monitoring of counterparty risk
Members' deposits	Sensitivity to changes in interest rates, liquidity and foreign exchange rates	Asset-liability matching, periodic use of derivatives

### Interest rate risk

Cash flow interest rate risk is the risk that the future cash flows of the Credit Union's financial instruments will fluctuate due to changes in market interest rates. Fair value interest rate risk is the risk that the value of a financial instrument will fluctuate because of changes in prevailing market interest rates. Financial margin reported in the consolidated statement of net income and comprehensive income may increase or decrease in response to changes in market interest rates. Accordingly, the Credit Union sets limits on the level of mismatch of interest rate repricing that may be undertaken, which is monitored by management and reported to the Board.

# Steinbach Credit Union Limited

## Notes to Consolidated Financial Statements

December 31, 2022

In managing interest rate risk, the Credit Union relies primarily upon the use of asset-liability and interest rate sensitivity models. The Credit Union may enter into interest rate swaps to adjust the exposure to interest rate risk by hedging the Credit Union's financial instruments. The Credit Union has entered into an interest rate swap in the current year. The Credit Union holds a long-term fixed rate mortgage and therefore is exposed to changes in fair value due to movements in market interest rates.

Sensitivity analysis is used to assess the change in value of the Credit Union's financial instruments against a range of incremental basis point changes in interest rates over a twelve-month period. Interest rate shock analysis is calculated in a similar manner to sensitivity analysis but involves a more significant change of 100 basis points or greater in interest rates. Sensitivity analysis and interest rate shock analysis are calculated on a monthly basis and are reported to the Board. Based on current differences between financial assets and financial liabilities as at December 31, 2022, the Credit Union estimates that an immediate and sustained 100 basis point increase in interest rates would decrease net interest income by \$16,087,197 (2021 - \$20,825,660) over the next twelve months while an immediate and sustained 100 basis point decrease in interest rates would increase net interest income by \$16,087,197 (2021 - \$20,825,660) over the next twelve months. This scenario is if this risk is left unmitigated and the Credit Union believes it has the ability to mitigate this risk.

Other types of interest rate risk may involve basis risk, the risk of loss arising from changes in the relationship of interest rates which have similar but not identical characteristics (for example the difference between prime rates and the Canadian Deposit Offering Rate) and prepayment risk (the risk of loss of interest income arising from the early repayment of fixed rate mortgages and loans). These risks are also monitored on a regular basis and are reported to the Board.

The following schedule shows the Credit Union's sensitivity to interest rate changes as at December 31, 2022. Amounts with floating rates or due or payable on demand are classified as less than one year, regardless of maturity. Loans and deposits subject to fixed rates are based on contractual terms. Amounts that are not interest sensitive have been grouped together.

	Financial statement amounts		Interest rate swap agreement		Net asset/ liability gap \$
	Assets \$	Liabilities \$	Assets \$	Liabilities \$	
<b>Expected repricing or maturity date</b>					
Less than one year	4,224,023,048	6,061,789,546	305,967,574	50,000,000	(1,581,798,924)
2 years	750,341,512	503,816,290	-	-	246,525,222
3 years	1,025,026,383	346,007,703	-	70,000,000	609,018,680
4 years	1,968,154,495	341,665,365	-	130,000,000	1,496,489,130
5 years	878,797,053	401,960,724	-	50,000,000	426,836,329
Over 5 years	21,798,435	-	-	5,967,574	15,830,861
	8,868,140,926	7,655,239,628	305,967,574	305,967,574	1,212,901,298
Not interest sensitive	255,699,674	1,468,600,972	-	-	(1,212,901,298)
	9,123,840,600	9,123,840,600	305,967,574	305,967,574	-

# Steinbach Credit Union Limited

Notes to Consolidated Financial Statements  
December 31, 2022

---

The average rate for interest bearing assets is 4.39% (2021 - 2.52%) and for interest bearing liabilities is 3.31% (2021 – 1.36%).

Interest sensitive assets and liabilities cannot normally be perfectly matched by amount and term to maturity. One of the roles of a credit union is to intermediate between the expectations of borrowers and depositors.

The Credit Union manages this risk exposure by entering into pay fixed/receive floating interest rate swaps.

Only the interest rate risk element is hedged and therefore other risks, such as credit risk, are managed but not hedged by the Credit Union. The interest rate risk component is determined as the change in fair market value of the long-term fixed rate mortgages arising solely from changes. Such changes are usually the largest component of the overall change in fair value. This strategy is designated as a fair value hedge and its effectiveness is assessed by comparing changes in the fair value of the loan attributable to changes in the benchmark rate of interest with changes in the fair value of the interest rate swap.

The Credit Union establishes the hedging ratio by matching the notional value of the derivatives with the principal of the portfolio being hedged. Possible sources of ineffectiveness are as follows:

- (i) differences between the expected and actual volume of prepayments, as the Credit Union hedges to the expected repayment date taking into account expected prepayments based on past experience;
- (ii) difference in the discounting between the hedged item and the hedging instrument;
- (iii) hedging derivatives with a non-zero fair value at the date of initial designation as a hedging instrument; and
- (iv) counterparty credit risk, which impacts the fair value of uncollateralized interest rate, swaps but not the hedged items.

As at December 31, 2022 there are no financial instruments to which hedge accounting is being applied.

## Credit risk

The measurement of ECL under IFRS 9 uses the information and approaches that the Credit Union uses to manage credit risk, though certain adjustments are made in order to comply with the requirements of IFRS 9. The approach taken for IFRS 9 measurement purposes is discussed below.

Credit risk is the risk that a Credit Union member or counterparty fail to fulfil their contracted obligations to the Credit Union. Significant changes in the economy of Manitoba or deterioration in lending sectors, which represent a concentration within the Credit Union's loan portfolio, may result in losses that are different from those provided for at the date of the consolidated statement of financial position. Credit risk is the single largest risk for the Credit Union's business; management therefore carefully manages its exposure to credit risk. Management carefully monitors and manages the Credit Union's exposure to credit risk by a combination of methods. Credit risk arises principally from lending activities that result in loans to members and investing activities that result in investments in cash resources. There is also credit risk in unfunded loan commitments. The overall management of credit risk is centralized in the Risk Department with regular reports to the Executive Team, Audit Committee and the Board of Directors.

# Steinbach Credit Union Limited

Notes to Consolidated Financial Statements

December 31, 2022

---

Concentration of loans is managed by the implementation of sectoral and member specific limits as well as the periodic use of syndications with other financial institutions to limit the potential exposure to any one member.

The Board is responsible for approving and monitoring the Credit Union's tolerance for credit exposures, which it does through review and approval of the Credit Union's lending policies and credit scoring system, and through setting limits on credit exposures to individual members and across sectors. The Credit Union maintains levels of borrowing approval limits and prior to advancing funds to a member; an assessment of the credit quality of the member is made. The Credit Union emphasizes responsible lending in its relationships with members and to establish that loans are within the member's ability to repay, rather than relying exclusively on collateral.

The estimation of credit exposure for risk management purposes is complex and requires the use of models, as the exposure of a product varies with changes in market variables, expected cash flows and the passage of time. The assessment of credit risk of a portfolio of assets entails further estimations as to the likelihood of defaults occurring, of the associated loss ratios and of default correlations between counterparties. The Credit Union uses internal credit risk gradings that reflect its assessment of the Probability of Default of individual counterparties. The Credit Union use internal rating models tailored to the various categories of the counterparty. Borrower and loan specific information collected at the time of application (such as disposable income, and level of collateral for consumer exposures; and turnover and industry type for commercial exposures) is fed into this rating model. This is supplemented with external data such as credit report scoring information on individual borrowers. In addition, the models enable expert judgement from the Chief Risk Officer and the Executive Team to be fed into the final internal credit rating for each exposure. This allows for considerations, which may not be captured as part of the other data inputs into the model.

The credit grades are calibrated such that the risk of default increases exponentially at each higher risk grade. For example, this means that the difference in the PD between satisfactory or acceptable risk rating grade is lower than the difference in the PD between a caution risk or a greater risk grade.

The Credit Union has developed models to support the quantification of the credit risk. These rating and scoring models are in use for all key credit portfolios and form the basis for measuring default risks. In measuring credit risk of loan and advances at a counterparty level, the Credit Union considers three components: (i) the "probability of default" (PD) by the member or counterparty on its contractual obligations; (ii) current exposures to the counterparty and its likely future development, from which the Credit Union derives the "exposure at default" (EAD); and (iii) the likely recovery ratio on the defaulted obligations, "the loss given default" (LGD). The models are reviewed regularly to monitor their robustness relative to actual performance and amended as necessary to optimise their effectiveness.

# Steinbach Credit Union Limited

## Notes to Consolidated Financial Statements December 31, 2022

The classes of financial instruments to which the Credit Union is most exposed are loans to members, funds on hand and on deposit and investments. The maximum exposure to credit risk from financial assets is as follows:

	December 31, 2022		
	Outstanding \$	Undrawn Commitments \$	Total exposure \$
<b>Credit risk exposure</b>			
Funds on hand and on deposit	72,936,313	-	72,936,313
Investments	873,468,635	-	873,468,635
Consumer loans	4,864,067,935	472,964,625	5,337,032,560
Agricultural loans	472,350,526	76,080,633	548,431,159
Commercial loans	2,658,136,357	415,270,538	3,073,406,895
Accrued interest	17,547,533	-	17,547,533
<b>Total exposure</b>	<b>8,958,507,299</b>	<b>964,315,796</b>	<b>9,922,823,095</b>

	December 31, 2021		
	Outstanding \$	Undrawn commitments \$	Total exposure \$
<b>Credit risk exposure</b>			
Funds on hand and on deposit	90,679,378	-	90,679,378
Investments	742,917,122	-	742,917,122
Consumer loans	4,435,880,890	464,679,146	4,900,560,036
Agricultural loans	492,133,705	83,330,870	575,464,575
Commercial loans	2,426,488,039	429,174,981	2,855,663,020
Accrued interest	10,059,788	-	10,059,788
<b>Total exposure</b>	<b>8,198,158,922</b>	<b>977,184,997</b>	<b>9,175,343,919</b>

The above table represents a worst-case scenario of credit risk exposure to the Credit Union at December 31, 2022 and 2021, without taking into account any collateral held or other credit enhancements attached.

### a) Funds on hand and on deposit and investments

Credit risk related to funds on hand and on deposit and investments is considered insignificant as substantially all of these assets are invested with Central.

### b) Consumer loans and lines of credit

Consumer loans primarily consist of personal loans and \$4,551,070,831 (2021 - \$4,126,621,722) of real estate mortgages which are fully secured by residential property. The Credit Union's policy is to not exceed a loan-to-value ratio of 80%.

# Steinbach Credit Union Limited

Notes to Consolidated Financial Statements  
December 31, 2022

---

After the date of initial recognition, for consumer business, the payment behaviour of the borrower is monitored on a periodic basis to develop a behavioural score. Any other known information about the borrower, which impacts their creditworthiness - such as unemployment and previous delinquency history, is also incorporated into the behavioural score. This score is mapped to a PD.

## c) Agricultural and commercial loans and lines of credit

The Credit Union often takes security as collateral consistent with other lending institutions. The Credit Union maintains credit policy on the acceptability of specific types of collateral. Collateral may include mortgages over residential properties and charges over business assets such as premises, inventory and accounts receivable. Where significant impairment indicators are identified, the Credit Union will take additional measures to manage the risk of default, which may include seeking additional collateral.

For agriculture and commercial business, the rating is determined at the borrower level. A relationship manager will incorporate any updated or new information/credit assessments into the credit system on an ongoing basis. In addition, the relationship manager will also update information about the creditworthiness of the borrower every year from sources such as financial statements. This will determine the updated internal credit rating and PD.

The Credit Union's commercial lending is diversified by industry type, as follows:

	2022 %	2021 %
Agricultural	14.5	16.6
Commercial rental	44.2	43.6
Construction	6.5	7.3
Hospitality	5.5	6.3
Industrial	15.5	13.3
Residential rental	12.9	11.2
Retail	0.9	1.7

The credit quality of the loan portfolio for those loans, which are neither past due or impaired can be assessed by reference to the Deposit Guarantee Corporation of Manitoba's (Deposit Guarantee Corporation) risk rating model. The Credit Union assesses the probability of a default using the below risk rating tools and taking into account statistical analysis as well as the experience and judgement of the Credit department.

	2022 %	2021 %
Excellent risk	0.8	1.1
Very good risk	3.4	3.5
Good risk	18.2	23.2
Acceptable risk	62.8	62.0
Caution risk	10.5	7.1
At risk	3.4	2.6
Impaired - no reserve	0.9	0.5
Impaired - reserve	0.0	0.0



# Steinbach Credit Union Limited

Notes to Consolidated Financial Statements

December 31, 2022

---

## *Expected credit loss measurement*

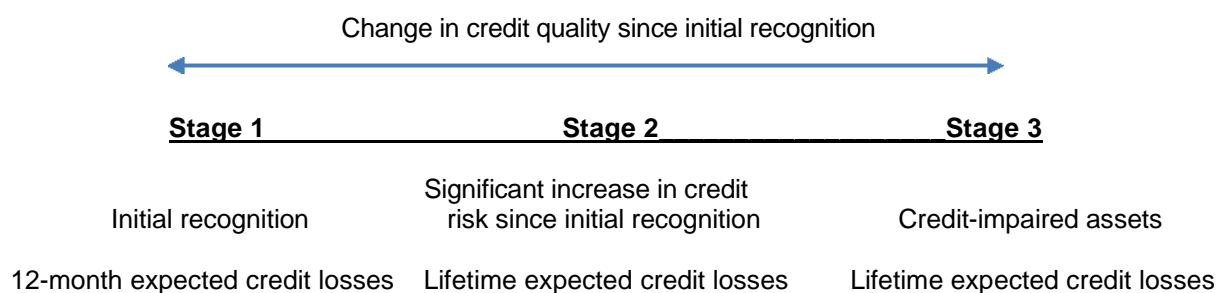
A pervasive concept in measuring ECL in accordance with IFRS 9 is that it should consider forward-looking information.

IFRS 9 outlines a ‘three-stage’ model for impairment based on changes in credit quality since initial recognition as summarized below:

- A financial instrument that is not credit-impaired on initial recognition is classified in ‘Stage 1’ and has its credit risk continuously monitored by the Credit Union.
- If a significant increase in credit risk (SICR) since initial recognition is identified, the financial instrument is moved to ‘Stage 2’ but is not yet deemed to be credit-impaired.
- If the financial instrument is credit-impaired, the financial instrument is then moved to ‘Stage 3’.

Financial instruments in Stage 1 have their ECL measured at an amount equal to the portion of lifetime expected credit losses that result from default events possible within the next 12 months. Instruments in Stages 2 or 3 have their ECL measured based on expected credit losses on a lifetime basis.

The following diagram summarises the impairment requirements under IFRS 9:



The key judgements and assumptions adopted by the Credit Union in addressing the requirements of the standard are discussed below:

## *Significant increase in credit risk (SICR)*

The Credit Union considers a financial instrument to have experienced a significant increase in credit risk when one or more of the following criteria have been met:

### *Quantitative criteria*

#### Consumer loans

A consumer loan is considered to be a satisfactory credit risk (Stage 1) when the member has a FICO score equal to or greater than 650 and with a range of a minimum 650 and max 900 FICO score. A significant credit risk exists (Stage 2) when the member’s FICO score is less than 650 and with a range of a max of 649 and minimum of 300 FICO score. A member’s credit is also considered to have significant risk when there is a negative movement cumulatively since inception of 100 points or greater. A member’s credit is considered to

# Steinbach Credit Union Limited

Notes to Consolidated Financial Statements  
December 31, 2022

---

be impaired based on individual review of the relationship. All credit relationships are reviewed at 90 days delinquency or prior when additional risk is identified including qualitative criteria.

## Agricultural and Commercial loans

An agricultural or commercial loan is considered to be a satisfactory credit risk (Stage 1) when the member has a Manitoba Risk Rating Model (MRRM) score of equal to or better than 1 and with a range of a minimum 4 and max 1 score. A significant credit risk exists (Stage 2) when the member's MRRM score is less than 4 with a range of a max of 5 and a minimum of 7. A member's credit is also considered to have significant risk when there is a negative movement since inception of 1 basis point or greater. A member's credit is considered to be impaired based on individual review of the relationship. All credit relationships are reviewed at 90 days delinquency or prior when additional risk is identified including qualitative criteria.

## Qualitative criteria

### Consumer loans

For consumer portfolios, if the borrower meets one or more of the following criteria:

- In short-term forbearance;
- Direct debit cancellation;
- Extension to the terms granted; or
- Previous arrears within the last 12 months

### Agricultural and Commercial loans

For agriculture and commercial portfolios, if the borrower is on the watch list and/or the loan meets one or more of the following criteria:

- Significant increase in credit spread;
- Significant adverse changes in business, financial and/or economic conditions in which the borrower operates;
- Actual or expected forbearance or restructuring;
- Actual or expected significant adverse change in operating results of the borrower;
- Significant change in collateral value which is expected to increase risk of default; and
- Early signs of cash flow/liquidity problems such as delay in servicing of trade creditors/loans

The assessment of SICR incorporates forward-looking information and is performed on a quarterly basis at a portfolio level for all instruments held by the Credit Union. A watchlist is used to monitor credit risk; this assessment is performed at the counterparty level and on a periodic basis. The criteria used to identify SICR are monitored and reviewed periodically for appropriateness by the independent Credit Risk team.

## *Backstop*

A backstop is applied and the financial instrument considered to have experienced a significant increase in credit risk if the borrower is more than 90 days past due on its contractual payments.

The Credit Union has not used the low credit risk exemption for any financial instruments in the year ended December 31, 2022.

# Steinbach Credit Union Limited

Notes to Consolidated Financial Statements  
December 31, 2022

---

## *Definition of default and credit-impaired assets*

The Credit Union defines a financial instrument as in default, which is fully aligned with the definition of credit impaired, when it meets one or more of the following:

### *Quantitative criteria*

The borrower is more than 30 days past due on its contractual payments.

### *Qualitative criteria*

The borrower meets unlikeliness to pay criteria, which indicates the borrower is in significant financial difficulty. These are instances where:

- The borrower is in long-term forbearance;
- The borrower is deceased;
- The borrower is insolvent;
- The borrower is in breach of financial covenant(s);
- An active market for that financial asset has disappeared because of financial difficulties;
- Concessions have been made by the lender relating to the borrower's financial difficulty;
- It is becoming probable that the borrower will enter bankruptcy; and
- Financial assets are purchased or originated at a deep discount that reflects the incurred credit losses.

The criteria above have been applied to all financial instruments held by the Credit Union and are consistent with the definition of default used for internal credit risk management purposes. The default definition has been applied consistently to model the PD, EAD and LGD throughout the Credit Union's expected loss calculations.

An instrument is considered to no longer be in default (i.e. to have cured) when it no longer meets any of the default criteria for a consecutive period of six months. This period of six months has been determined based on an analysis, which considers the likelihood of a financial instrument returning to default status after cure using different possible cure definitions.

## *Measuring ECL — Explanation of inputs, assumptions and estimation techniques*

The Expected Credit Loss is measured on either a 12-month (12M) or Lifetime basis depending on whether a significant increase in credit risk has occurred since initial recognition or whether an asset is considered to be credit-impaired. Expected credit losses are the discounted product of the Probability of Default, Exposure at Default, and Loss Given Default, defined as follows:

- The PD represents the likelihood of a borrower defaulting on its financial obligation,
- EAD is based on the amounts the Credit Union expects to be owed at the time of default,
- Loss Given Default (LGD) represents the Credit Union's expectation of the extent of loss on a defaulted exposure.

The ECL is determined by projecting the PD, LGD and EAD for each future month and for each individual exposure or collective segment. These three components are multiplied together and adjusted for the likelihood of survival (i.e. the exposure has not prepaid or defaulted in an earlier month). This effectively calculates an ECL for each future month, which is then discounted back to the reporting date and summed. The discount rate used in the ECL calculation is the original effective interest rate.

# Steinbach Credit Union Limited

## Notes to Consolidated Financial Statements

December 31, 2022

---

There have been no significant changes in estimation techniques or significant assumptions made during the reporting period.

### *Forward-looking information incorporated in the ECL models*

The assessment of SICR and the calculation of ECL both incorporate forward-looking information. The Credit Union has performed historical analysis and identified the key economic variables impacting credit risk and expected credit losses for each portfolio.

These economic variables and their associated impact on the PD, EAD and LGD vary by financial instrument. Expert judgement has also been applied in this process. Forecasts of these economic variables (the "base economic scenario") are provided by the Credit Union's risk management team on a quarterly basis and provide the best estimate view of the economy.

In addition to the base economic scenario, the Credit Union's risk management team also provide other possible scenarios along with scenario weightings. The number of other scenarios used is set based on the analysis of each major product type to ensure non-linearities are captured. The number of scenarios and their attributes are reassessed at each reporting date. At December 31, 2022 and 2021, the Credit Union concluded that three scenarios appropriately captured non-linearities. The scenario weightings are determined by a combination of statistical analysis and expert credit judgement, taking account of the range of possible outcomes each chosen scenario is representative of. The assessment of SICR is performed using the Lifetime PD under each of the base, and the other scenarios, multiplied by the associated scenario weighting, along with qualitative and backstop indicators. Following this assessment, the Credit Union measures ECL as either a probability weighted 12 month ECL (Stage 1), or a probability weighted lifetime ECL (Stages 2 and 3). These probability-weighted ECLs are determined by running each scenario through the relevant ECL model and multiplying it by the appropriate scenario weighting (as opposed to weighting the inputs).

As with any economic forecasts, the projections and likelihoods of occurrence are subject to a high degree of inherent uncertainty and therefore the actual outcomes may be significantly different to those projected. The Credit Union considers these forecasts to represent its best estimate of the possible outcomes and has analyzed the non-linearities and asymmetries within the Credit Union's different portfolios to establish that the chosen scenarios are appropriately representative of the range of possible scenarios.

In addition to the forward-looking information included above, an additional estimate of the potential effects on ECL due to the COVID-19 pandemic and significant changes in interest rates and inflation has been made for the consumer and commercial loan portfolios. As a result of COVID-19 and significant changes in interest rates and inflation, there is a higher degree of uncertainty in determining reasonable and supportable forward-looking information used in assessing significant increase in credit risk and measuring expected credit losses. The impact of the pandemic on the long-term outlook remains fluid and uncertain, and forward-looking information has been updated to the best of the Credit Union's knowledge based on external economic data. The current environment is subject to rapid change and to the extent that certain effects of COVID-19 are not fully incorporated into the model calculation, increased temporary quantitative and qualitative adjustments have been considered and applied where necessary. This includes effects which are not yet fully reflected in the quantitative models. The Credit Union will continue to monitor the impact of the increased interest rates and inflation and to the extent a change in credit risk is identified will adjust expected credit losses as necessary.

# Steinbach Credit Union Limited

## Notes to Consolidated Financial Statements December 31, 2022

---

### *Economic variable assumptions*

The most significant period-end assumptions used for the ECL estimate as at December 31, 2022 and 2021 are set out below:

#### Consumer

- Manitoba unemployment
- Manitoba gross domestic product (GDP)
- Manitoba residential housing price

#### Commercial

- Winnipeg multi family cap rates
- Winnipeg multi family vacancy rates
- New to Manitoba immigration

#### Agriculture

- Manitoba rural agricultural land values
- Changes to agricultural supply side managed industry
- Manitoba farm cash flows

The economic scenarios for Stages 1 and 2 as at December 31, 2022 and 2021 were as follows:

#### Consumer

##### Stage 1

- Scenario 1 - Drop in Manitoba residential housing prices
- Scenario 2 - Expected
- Scenario 3 - Increase in Manitoba unemployment

##### Stage 2

- Scenario 1 - Drop in Manitoba residential housing prices
- Scenario 2 - Expected
- Scenario 3 - Increase in Manitoba unemployment

#### Commercial

##### Stage 1

- Scenario 1 - Increase in Winnipeg multi family cap rates
- Scenario 2 - Expected
- Scenario 3 - Increase in Winnipeg multi family vacancy rates

##### Stage 2

- Scenario 1 - Increase in Winnipeg multi family cap rates
- Scenario 2 - Expected
- Scenario 3 - Increase in Winnipeg multi family vacancy rates

#### Agriculture

##### Stage 1

- Scenario 1 - Decrease in Manitoba rural agricultural land values
- Scenario 2 - Expected
- Scenario 3 - Negative changes to agriculture supply side managed industry

##### Stage 2

- Scenario 1 - Decrease in Manitoba rural agricultural land values
- Scenario 2 - Expected
- Scenario 3 - Negative changes to agriculture supply side managed industry

# Steinbach Credit Union Limited

## Notes to Consolidated Financial Statements

December 31, 2022

---

Other forward-looking considerations not otherwise incorporated within the above scenarios, such as the impact of any regulatory, legislative or political changes, have also been considered, but are not deemed to have a material impact and therefore no adjustment has been made to the ECL for such factors. This is reviewed and monitored for appropriateness on a quarterly basis

### *Sensitivity analysis*

The most significant assumptions affecting the ECL allowance are as follows:

#### *Consumer*

- (i) House price index, given the significant impact it has on mortgage collateral valuations; and
- (ii) Unemployment rate, given its impact on secured and unsecured borrowers' ability to meet their contractual repayments.

#### *Agriculture*

- (i) Supply management disruption, given the significant impact on farm operations' performance; and
- (ii) Land values, given its impact on farmers' collateral valuations and likelihood of default.

#### *Commercial*

- (i) Vacancy increases, given the significant impact on performance and collateral valuations; and
- (ii) CAP rates, given its impact on companies' likelihood of default.

### *Grouping of instruments for losses measured on a collective basis*

For expected credit loss provisions modelled on a collective basis, a grouping of exposures is performed on the basis of shared risk characteristics, such that risk exposures within a group are homogeneous.

In performing this grouping, there must be sufficient information for the group to be statistically credible. Where sufficient information is not available internally, the Credit Union has considered benchmarking internal/external supplementary data to use for modelling purposes.

The following exposures are assessed individually:

#### Consumer

- Stage 3 loans;
- Loans that are 90 days in arrears or greater; and
- Any individual loan that is identified as higher risk

#### Commercial

- Stage 3 loans;
- Loans that are 90 days in arrears or greater; and
- Any individual loan that is identified as higher risk

#### Agriculture

- Stage 3 loans;
- Loans that are 90 days in arrears or greater; and
- Any individual loan that is identified as higher risk

The appropriateness of groupings is monitored and reviewed on a periodic basis by the Credit Risk team.

# Steinbach Credit Union Limited

Notes to Consolidated Financial Statements  
December 31, 2022

---

## *Collateral and other credit enhancements*

The Credit Union employs a range of policies and practices to mitigate credit risk. The most common of these is accepting collateral for funds advanced. The Credit Union has internal policies on the acceptability of specific classes of collateral or credit risk mitigation.

The Credit Union prepares a valuation of the collateral obtained as part of the loan origination process. This assessment is reviewed periodically. The principal collateral types for loans and advances are:

- Mortgages over residential properties;
- Charges over business assets such as premises, inventory and accounts receivable; and
- Charges over financial instruments such as debt securities and equities.

Longer-term finance and lending to corporate entities are generally secured; revolving individual credit facilities are generally unsecured.

The Credit Union's policies regarding obtaining collateral have not significantly changed during the reporting period and there has been no significant change in the overall quality of the collateral held by the Credit Union since the prior period.

## **Liquidity risk**

Liquidity risk is the risk that the Credit Union will encounter difficulty in meeting obligations associated with financial liabilities that are settled by delivering cash or another financial asset. To mitigate this risk, the Credit Union is required to maintain, in the form of cash and term deposits, a minimum liquidity at all times as described in note 15. The Credit Union's own risk management policies require it to maintain sufficient liquid resources to cover cash flow imbalances, to retain member confidence in the Credit Union and to enable the Credit Union to meet all financial obligations. This is achieved through maintaining a prudent level of liquid assets, through management control of the growth of the loan portfolio, securitizations and asset-liability maturity management techniques. Management monitors rolling forecasts of the Credit Union's liquidity requirements on the basis of expected cash flows as part of its liquidity management.

# Steinbach Credit Union Limited

## Notes to Consolidated Financial Statements

December 31, 2022

The following table summarizes the undiscounted cash flows of financial assets and liabilities by contractual or expected maturity.

The remaining contractual maturity of recognized financial instruments as at December 31, 2022 is as follows:

	Payable on demand	Payable on fixed date				Total
		Less than 1 year	1 to 2 years	2 to 5 years	More than 5 years	
	\$	\$	\$	\$	\$	\$
<b>Financial assets</b>						
Funds on hand and on deposit	72,936,313	-	-	-	-	72,936,313
Investments	65,952,835	802,515,800	-	5,000,000	-	873,468,635
Loans to members	1,700,034,520	789,966,934	772,329,567	4,727,972,895	21,798,435	8,012,102,351
Other financial assets	-	10,107,546	-	-	-	10,107,546
	<u>1,838,923,668</u>	<u>1,602,590,280</u>	<u>772,329,567</u>	<u>4,732,972,895</u>	<u>21,798,435</u>	<u>8,968,614,845</u>
<b>Financial liabilities</b>						
Members' deposits	5,638,700,411	1,207,224,330	471,918,358	773,576,884	-	8,091,419,983
Accounts payable	-	40,256,621	-	-	-	40,256,621
Secured borrowing	-	26,021,856	31,661,352	336,384,770	-	394,067,978
	<u>5,638,700,411</u>	<u>1,273,502,807</u>	<u>503,579,710</u>	<u>1,109,961,654</u>	<u>-</u>	<u>8,525,744,582</u>

The remaining contractual maturity of recognized financial instruments as at December 31, 2021 is as follows:

	Payable on demand	Payable on a fixed date			Total
		Less than 1 year	1 to 2 years	2 to 5 years	
	\$	\$	\$	\$	\$
<b>Financial assets</b>					
Funds on hand and on deposit	90,679,378	-	-	-	90,679,378
Investments	55,553,802	687,363,320	-	-	742,917,122
Loans to members	1,775,093,593	742,169,757	783,815,969	4,063,483,103	7,364,562,422
Other financial assets	-	7,236,077	-	-	7,236,077
	<u>1,921,326,773</u>	<u>1,436,769,154</u>	<u>783,815,969</u>	<u>4,063,483,103</u>	<u>8,205,394,999</u>
<b>Financial liabilities</b>					
Members' deposits	6,139,524,901	801,734,016	325,098,423	323,491,597	7,589,848,937
Accounts payable	-	44,454,940	-	-	44,454,940
Secured borrowing	-	12,085,384	26,755,538	145,793,859	184,634,781
	<u>6,139,524,901</u>	<u>858,274,340</u>	<u>351,853,961</u>	<u>469,285,456</u>	<u>7,818,938,658</u>



# Steinbach Credit Union Limited

Notes to Consolidated Financial Statements

December 31, 2022

---

## Foreign exchange risk

Foreign exchange risk is the risk that arises when commercial transactions or recognized assets or liabilities are denominated in a foreign currency. Foreign exchange risk is not considered significant at this time as the Credit Union does not engage in any active trading of foreign currency positions or hold significant foreign currency denominated financial instruments for an extended period.

## Price risk

Price risk arises from changes in market risks, other than interest rate, credit, liquidity or foreign exchange risk, causing fluctuations in the fair value or future cash flows of a financial instrument. Price risk is not considered significant at this time.

## 19 Fair value of financial instruments

Differences between book value and fair value of investments, loans to members, member deposits and other financial assets and liabilities are caused by differences between the interest rate obtained at the time of the original investment, loan or deposit and the current rate for the same product. Loans to members and member deposits that are priced with variable rates have a fair value equal to book value, as they are priced at current interest rates.

While fair value amounts are designed to represent estimates of the amounts at which assets and liabilities could be exchanged in a current transaction between arm's length willing parties, the Credit Union normally holds all of its fixed term investments, loans and deposits to their maturity date. Consequently, the fair values presented are estimates derived by taking into account changes in the market interest rates and may not be indicative of the ultimate realizable value. Furthermore, as many of the Credit Union's financial instruments lack an available trading market, the fair value of loans and member deposits with fixed rates are estimated using discounted cash flow models with discount rates based on current market interest rates for similar types of instruments. The inputs to the valuation model for fixed rate loans include scheduled loan amortization rates, estimated rates of repayment with the future cash flows discounted using current market rates for equivalent groups of mortgages or loans. The future cash flows on fixed rate deposits and fixed rate borrowings are discounted to their estimated present value using a discount rate based on the Credit Union's posted interest rates curve, which is constructed using the forward yield curve of a closely correlated market rate. Other inputs may include the addition of an interest rate spread to incorporate an appropriate risk premium over Government of Canada rates. The significant assumptions included in the determination of fair value include estimates of credit losses, estimates of interest rates and the estimates of discount rates.

The most significant assumption relates to the discount rates utilized. It is estimated that a 10 basis point change in the discount rate would change the fair value of loans to members and investments by approximately \$11,847,309 (2021 - \$12,386,564), and the fair value of members' deposits and secured borrowing by approximately \$7,025,658 (2021 - \$5,103,400).

The fair values disclosed exclude the values of assets and liabilities that are not considered financial instruments such as land, buildings and equipment. The fair values also exclude accounts payable as the fair values of these financial instruments are estimated to approximate book values.

# Steinbach Credit Union Limited

Notes to Consolidated Financial Statements  
December 31, 2022

## Fair value of financial assets and liabilities

As at December 31, 2022:

	FVOCI \$	FVTPL \$	Cost or amortized cost \$	Estimated fair value \$	Fair value greater (less) than carrying value \$
<b>Financial assets</b>					
Funds on hand and on deposit	-	-	72,936,313	72,936,313	-
Investments	65,373,970	808,094,665	-	873,468,635	-
Loans to members	-	-	8,003,767,248	7,667,130,896	(336,636,352)
<b>Total financial assets</b>	<b>65,373,970</b>	<b>808,094,665</b>	<b>8,076,703,561</b>	<b>8,613,535,844</b>	<b>(336,636,352)</b>
<b>Financial liabilities</b>					
Members' deposits	-	-	8,091,419,982	7,964,198,010	(127,221,972)
Due to non-controlling interest	-	-	10,452,133	10,452,133	-
Secured borrowing	-	-	394,067,978	379,644,953	(14,423,025)
<b>Total financial liabilities</b>	<b>-</b>	<b>-</b>	<b>8,495,940,093</b>	<b>8,354,295,096</b>	<b>(141,644,997)</b>

As at December 31, 2021:

	FVOCI \$	FVTPL \$	Cost or amortized cost \$	Estimated fair value \$	Fair value greater (less) than carrying value \$
<b>Financial assets</b>					
Funds on hand and on deposit	-	-	90,679,378	90,679,378	-
Investments	58,410,370	684,506,752	-	742,917,122	-
Loans to members	-	-	7,360,015,705	7,328,698,471	(31,317,234)
<b>Total financial assets</b>	<b>58,410,370</b>	<b>684,506,752</b>	<b>7,450,695,083</b>	<b>8,162,294,971</b>	<b>(31,317,234)</b>
<b>Financial liabilities</b>					
Members' deposits	-	-	7,589,848,937	7,571,009,320	(18,839,617)
Due to non-controlling interest	-	-	10,533,033	10,533,033	-
Secured borrowing	-	-	184,634,781	183,694,600	(940,181)
<b>Total financial liabilities</b>	<b>-</b>	<b>-</b>	<b>7,785,016,751</b>	<b>7,765,236,953</b>	<b>(19,779,798)</b>

# Steinbach Credit Union Limited

Notes to Consolidated Financial Statements  
December 31, 2022

---

## Fair value hierarchy

Assets and liabilities recorded at fair value in the consolidated statement of financial position are measured and classified in a hierarchy consisting of three levels for disclosure purposes; the three levels are based on the priority of the inputs to the respective valuation technique. The fair value hierarchy gives the highest priority to quoted prices in active markets for identical assets or liabilities (Level 1) and the lowest priority to unobservable inputs (Level 3). An asset or liability's classification within the fair value hierarchy is based on the lowest level of significant input to its valuation. The input levels are defined as follows:

- *Level 1: Unadjusted quoted prices in active markets for identical assets or liabilities* There are no assets measured at fair value classified as Level 1.
- *Level 2: Quoted prices in markets that are not active or inputs that are observable either directly (i.e., as prices) or indirectly (i.e., derived from prices)*

Level 2 inputs include quoted prices for assets in markets that are considered less active. Assets measured at fair value and classified as Level 2 include FVOCI investments.

- *Level 3: Unobservable inputs that are supported by little or no market activity and are significant to the estimated fair value of the assets or liabilities*

Level 3 assets and liabilities would include financial instruments whose values are determined using pricing models, discounted cash flow methodologies, or similar techniques, as well as instruments for which the determination of estimated fair value requires significant management judgement or estimation. There are no assets carried at fair value classified as Level 3.

While not carried at fair value, fair values are disclosed for funds on hand and on deposit, investments, loans to members, member deposits and secured borrowings. These financial assets and liabilities would be classified as Level 3.

## 20 Investments in associates

	2022 \$	2021 \$
Beginning of year	21,120,992	21,926,666
Acquisitions	-	-
Investment in associates equity income	49,337	59,660
Return of capital	(1,296,711)	(865,334)
End of year	<u>19,873,618</u>	<u>21,120,992</u>

There were no published price quotations for any associates of the Credit Union. Furthermore, there are no significant restrictions on the ability of associates to transfer funds to the Credit Union in the form of cash dividends, or repayment of loans.

# Steinbach Credit Union Limited

Notes to Consolidated Financial Statements  
December 31, 2022

---

## 21 Net change in non-cash working capital items

	2022 \$	2021 \$
Loans to members - net of repayments	(649,006,024)	(1,020,977,427)
Members' deposits - net of withdrawals	501,571,045	758,652,098
Net increase (decrease) in secured borrowing	209,433,197	63,171,075
Net decrease in investments	(130,551,513)	187,633,007
Net increase (decrease) in income taxes payable	8,882,671	(3,270,413)
Net increase (decrease) in accounts payable	(4,198,319)	9,760,327
Net increase in other assets	(33,266,742)	(5,808,621)
Net increase (decrease) in inventory	7,062,808	(32,860,849)
	<u>90,072,877</u>	<u>43,700,803</u>

## 22 Transactions with The Deposit Guarantee Corporation of Manitoba, Central and related parties

### The Deposit Guarantee Corporation

The Deposit Guarantee Corporation was incorporated for the purpose of protecting the members of credit unions/Caisse from financial loss in respect of their deposits with credit unions/Caisse and to ensure credit unions/Caisse operate under sound business practice. The Deposit Guarantee Corporation guarantees all deposits of members of Manitoba credit unions/Caisse.

Transactions with the Deposit Guarantee Corporation included assessments of \$6,212,317 (2021 - \$5,863,912) and are recorded as member security expense.

Amounts payable at year end are disclosed in note 14.

### Central

The Credit Union is a member of Central, which acts as a depository for surplus funds, and makes loans to, credit unions. Central also provides other services for a fee to the Credit Union and acts in an advisory capacity.

Transactions with Central included income earned on investments referred to in note 7 in the amount of \$22,102,583 (2021 - \$12,565,031) and fees assessed by Central which include annual affiliation dues in the amount of \$1,381,627 (2021 - \$1,182,587) recorded as organizational expenses.

### Compensation of key management personnel

Key management personnel of the Credit Union include all directors and senior management. The summary of compensation for key management personnel is as follows:

	2022 \$	2021 \$
Salaries and other short-term employee benefits	5,564,868	5,123,911

# Steinbach Credit Union Limited

## Notes to Consolidated Financial Statements

December 31, 2022

---

As at December 31, 2022, outstanding loans to key management personnel totalled 0.80% (2021 - 0.87%), in aggregate, of the loans to members of the Credit Union. No provisions have been recognized in respect of loans issued to related parties in the current year. As at December 31, 2022, outstanding members' deposits to key management personnel totalled 0.26% (2021 - 0.39%), in aggregate, of the members' deposits of the Credit Union.

Transactions with directors are at terms and conditions as set out by the statutes, by-laws and policies of the Credit Union. Honouraria and per diems, fees and expenses paid by the Credit Union on behalf of the directors were \$447,894 (2021 - \$428,845).

### Loans to directors, staff and investment in associates

All transactions with the Credit Union's directors, management and employees were in accordance with the statutes, by-laws and policies of the Credit Union.

As at December 31, 2022, outstanding loans to directors, management, staff and investments in associates totalled 1.92% (2021 - 2.07%), in aggregate, of the assets of the Credit Union.

## 23 Secured borrowing

The Credit Union has entered into asset transfer agreements with other third parties, which include securitization of residential mortgages. The Credit Union reviews transfer agreements in order to determine whether the transfers of financial assets should result in all or a portion of the transferred mortgages being derecognized from its consolidated statement of financial position. The derecognition requirements include an assessment of whether the Credit Union's rights to contractual cash flows have expired or have been transferred or whether an obligation has been undertaken by the Credit Union to pay the cash flows collected on the underlying transferred assets over to a third party. The derecognition standards also include an assessment of whether substantially all the risks and rewards of ownership have been transferred.

The Credit Union has determined that an amount of \$394,067,978 (2021 - \$184,634,781) raised from securitization transactions should be accounted for as a secured borrowing as the Credit Union did not transfer substantially all of the risks and rewards of ownership, including principal prepayment, interest rate and credit risk of the mortgages in the securitization transaction. The carrying amount as at December 31, 2022, of the associated residential mortgages held as security is \$404,628,159 (2021 - \$186,991,609). As a result of the transactions, the Credit Union receives the net differential between the monthly interest receipts of the mortgages and the interest expense on the borrowings. The Credit Union did not enter into any securitization transactions during the year where all of the risks and rewards of ownership were transferred.

	2022 \$	2021 \$
Current	43,188,312	16,092,070
Non-current	350,879,666	168,542,711
	<hr/> 394,067,978	<hr/> 184,634,781

## 24 Director and officer indemnification

The Credit Union indemnifies its directors and officers against any and all claims or losses reasonably incurred in the performance of their service to the Credit Union to the extent permitted by law.

# Steinbach Credit Union Limited

Notes to Consolidated Financial Statements  
December 31, 2022

---

## 25 Contingencies

The Credit Union, in the course of its operations, is subject to lawsuits. As a policy, the Credit Union will accrue for losses in instances where it is more likely than not that liabilities have been incurred and where such liabilities can be reasonably estimated.

## 26 Pension plan

The Credit Union has a defined contribution pension plan for qualifying employees. The contributions are held in trust by the Co-operative Superannuation Society Limited and are not recorded in these consolidated financial statements. The Credit Union matches employee contributions, which range between 5% and 7% of the employee's salary. The expense and payments for the year ended December 31, 2022 were \$1,389,966 (2021 - \$1,319,701). As a defined contribution pension plan, the Credit Union has no further liability or obligation for future contributions to fund future benefits to plan members.

## 27 Government assistance

During the prior year, the Credit Union made a Canada Emergency Wage Subsidy claim from the Government of Canada as part of Canada's COVID-19 Economic Response Plan to support Canadians and protect jobs during the global COVID-19 pandemic. At December 31, 2021 this amount is included in receivables in other assets and other income. While volumes and activity greatly decreased in the branches during periods of 2021 and 2022 due to COVID-19, the Credit Union did not lay off or decrease hours for employees.

## 28 CEBA Loans

The Credit Union participated in the Canada Emergency Business Account (CEBA) program by facilitating loans with eligible small businesses during the year. These loans qualify for derecognition as the risk and rewards were transferred to the Government of Canada, therefore these loans are not recognized in the consolidated statement of financial position. As at December 31, 2022 loans issued under the CEBA were approximately \$62 million (2021 - \$67 million).

## 29 Comparative figures

Certain comparative figures have been reclassified to conform with current year presentation.