

Managed Portfolios

Addenda Income

Quick facts

Inception date:
January 14, 2021

Asset class:
Balanced

Minimum investment:
\$100,000

Avg. number of holdings:
20-35

Investment manager:
Addenda Capital

Investment manager assets under management:
\$40B

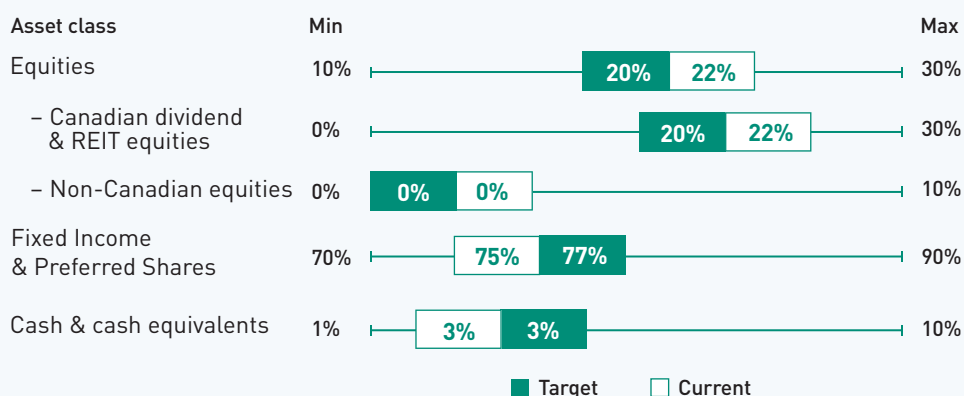
Portfolio risk:

Low to Medium

What does the Portfolio invest in?

The portfolio invests in a diversified portfolio of fixed-income securities, Canadian dividend-paying equity securities, Canadian Real Estate Investment Trusts (REITs), preferred shares, US equity securities, exchange traded funds (ETFs), commercial mortgages, and money market instruments and/or cash equivalents.

Asset allocations



- Equities: the minimum market capitalization will be \$1 billion dollars (CAD and/or USD equivalent) at the time of purchase. Canadian dividend & REIT equities: Target 10-20 securities. Non-Canadian equities: Target 0-10 securities
- Fixed income: Includes 25% to 50% in units of the Addenda Universe Core Bond pooled fund, 10% to 30% in Addenda Bonds Corporate Core pooled fund, 0% to 20% in Addenda Commercial Mortgage pooled fund, 0% to 20% in Addenda Preferred Share pooled fund, and/or Canadian fixed income ETFs.

Suitable for investors whose objective is to achieve a high level of income and some long-term capital growth, and is not intended for investors with a short-term investment horizon.

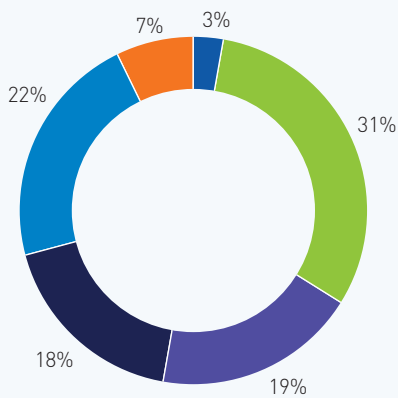
Top ten holdings¹ (excluding cash and cash equivalents) %

1. Addenda Bonds Universe Core Pooled Fund	32.7	5. Bank Of Montreal	4.1
2. Addenda Bonds Corporate Core Pooled Fund	19.0	6. Canadian Pacific Kansas City	2.3
3. Addenda Commercial Mortgage Dc Pooled Fund	18.3	7. Bank Of Nova Scotia	2.1
4. Addenda Preferred Share Pooled Fund	5.6	8. WSP Global Inc	1.8
		9. Emera Inc	1.7
		10. TC Energy Corp	1.6

Performance

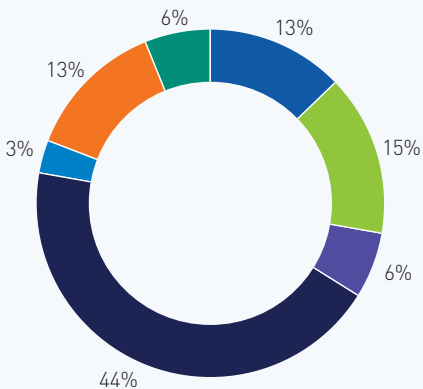
	QTD	YTD	1 yr	2 yr	3 yr	Since inception (Annualized)
Portfolio	0.9%	7.4%	7.4%	7.0%	2.0%	3.1%
Benchmark	1.0%	10.1%	10.1%	8.7%	2.0%	2.6%

Asset allocation¹



- Cash
- Addenda Bonds Universe Core pooled fund
- Addenda Bonds Corporate Core pooled fund
- Addenda Commercial Mortgage DC pooled fund
- Canadian dividend & REITs
- Canadian preferred shares

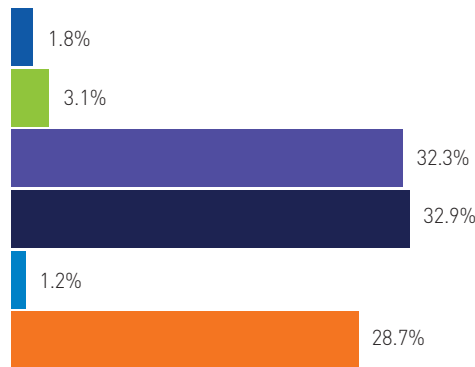
Equities sector allocation¹



- Energy
- Industrials
- Consumer discretionary
- Financials
- Communication services
- Utilities
- Real Estate

Fixed income allocation

Core Bond Pool Sector Allocation

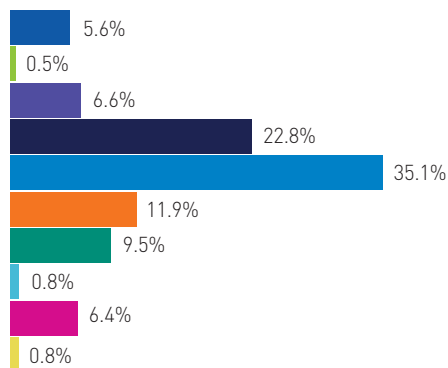


- Cash & Money Market
- Commercial Mortgages
- Corporate Bonds
- Federal Bonds
- Municipal Bonds
- Provincial Bonds

Current Yield: 3.68%

Credit quality	Portfolio (%)
AAA	33.0
AA	30.2
A	17.3
BBB	14.6
BB	0.1
Non Rated Securities (Commercial Mortgages)	3.1
Cash and money market	1.8
	100.0

Corporate Core Bond Pool sector allocation



- Cash and Money Market
- Government, Foreign Pay Bonds
- Communication
- Energy
- Financial
- Industrial
- Infrastructure
- Maples
- Real Estate
- Securitization

Current Yield: 4.39%

Average market cap. (Canadian equities only) \$62.9B
Weighted Combined Yield to Maturity (Total Portfolio)² 4.31%

Repositioning for Q1 2025

No change for Q1 2025.

Quarterly commentary

Global market strength continued in Q4, with the MSCI World Index returning 6.3% (\$CAD). The \$CAD depreciated meaningfully versus the \$USD over the quarter, which was a very large tailwind on returns. Markets began the quarter with a more muted performance in the month of October, as global markets anticipated the U.S. Presidential election. Post-election, the U.S. saw strong gains with other regions more mixed, reacting with more uncertainty to the election results. U.S. markets were also supported by another interest rate cut by the U.S. Federal Reserve. In Europe, escalation of the war in Ukraine weighed on markets mid-month as did U.S. tariff concerns. Hong Kong stocks reacted negatively to an underwhelming China stimulus package, with Asia Pacific posting weak results overall. In December, most sectors traded lower after the U.S. Federal Reserve outlook implied fewer interest rate cuts in 2025.

The S&P/TSX Composite Index posted a total return of +3.8% in Q4. Earnings growth and multiple expansion underpinned the TSX's strong performance in 2024. Information Technology was the top-performing sector, led by Shopify, which was a key driver of Index returns. Financials ranked second, with five of the top ten contributors to TSX performance coming from this sector.

Despite Central Banks on both sides of the border actively working to lower interest rates, the yield curve increased by approximately 0.20% in the quarter as a result of the U.S. election and concerns about tariffs and possible budget deficits. Cooling headline inflation gave policy makers confidence that a higher rate regime was no longer necessary. Yields under 1-year were dragged lower by the changes in the overnight rate as the Bank of Canada delivered an additional 0.75% of easing along with the Federal Reserve decreasing its target rate by another 0.50%.

The Portfolio had a total return of 0.9%, underperforming the respective benchmark by 0.2%. From a Canadian dividend equity perspective, the main contributors to performance were IA Financial (+19.7%), TC Energy (+15.8%) and BMO (+15.7%). IA Financial delivered an impressive 32% gain in Q3 on the back of strong Q2 results. TC Energy rallied 15.8% in Q4 after rallying 26% in Q3. The catalyst for the move was a solid earnings outlook and progress on its asset sale goal of \$3 billion in 2024. Bank of Montreal rallied 15.7% to end the year as investors warmed up to the post-Q4 earnings outlook. It was a bumpy ride in 2024, but the stock had a respectable 11.8% return, despite lagging its peer group.

The bottom performers in the Canadian equity component included BCE (-27%), Rogers (-17.9%) and Granite REIT (-7.8%). BCE had a decline of 27% in Q4 as Canadian Telco's continued to struggle. As for Rogers, the Canadian Telecom sector was the weakest sector in 2024 and we remain lukewarm on prospects for 2025. Granite fell 7.8% in Q4 to finish the year down 8.5%.

Looking at the fixed income component of the Portfolio, the core bond component outperformed its benchmark due to actively trading portfolio duration by shifting from slightly short relative to the Index, to slightly longer as yields rose from their lowest levels of the year in late September. The commercial mortgage component also added value due to its higher overall yield.

Preferred shares as an asset class performed well in Q4, which was helped by the Government of Canada reversal of the proposed tax on preferred share dividends received by Canadian financial institutions. However, the Portfolio underperformed during the quarter as a result of having a more defensive posture, with a large cash position, fixed income exposure and lower fixed resets compared with the benchmark.

Investment manager overview

Addenda Capital is an investment management firm providing solutions for institutional and high net worth clients. They offer clients expert services in a broad range of asset classes. Addenda's mission is to add value through innovation, discipline and integrity, and to nurture genuine partnerships with their clients.

Management style

Canadian Equities (Value) Global Equities (GARP³) Fixed Income (Core)

Investment philosophy

Addenda provides a balanced investment strategy that seeks long-term capital appreciation and enhanced diversification through exposure to high quality fixed income and equity securities. A disciplined, dynamic asset allocation approach, blending top-down and bottom-up assessments seeks to exploit market opportunities through tactical shifts. Addenda's committee-based decision-making process leverages the firm's diversity of expertise. Their Asset Allocation Committee, led by the co-CIO, consists of those responsible for each asset class as well as their dedicated economic research team.

Investment process and risk controls

- Extensive top-down analysis of global macro-economic variables and capital markets serve to identify general investment themes and changes in market drivers on a quarterly basis. Forward-looking views, based against a 12- to 24-month horizon, reflect return and risk expectations, as well as relative valuations.
- Changes in asset mix, when triggered, seek to exploit shifting dynamics in the market environment and/ or valuations.
- Addenda's actively managed bond and equity investment strategies leverage extensive fundamental research capabilities. Their bond strategy utilizes a multi-strategy approach to exploit diverse alpha sources, while equity strategies are driven by in-depth bottom-up security analysis as well as industry fundamentals. The equity process favors companies offering attractive dividend profiles.

Key strengths

- Adding value through innovation and discipline
- Strong team work, rich insights
- Leveraging extensive fundamental research capabilities
- Guided by strong governance and sound judgement
- A culture based on integrity
- Environmental, social and governance (ESG) criteria inherent in the investment philosophy⁴
- Addenda is a United Nations Principles for Responsible Investment (PRI) signatory

About Aviso Wealth

Aviso Wealth is part of Aviso, one of Canada's largest independent wealth management firms. Owned by the credit unions, we serve hundreds of thousands of investors at credit unions across Canada.

With approximately \$130 billion of assets under administration and management, Aviso has the resources to bring the best products and services to credit unions and their members. Invest with confidence, with your credit union and Aviso.

- Nearly 30 years as the wealth management provider to credit unions across Canada.
- One of Canada's largest independent wealth management firms.
- Parent company of Aviso Wealth, NEI Investments, and Qtrade.
- Owned by Canada's credit unions and Desjardins.



¹ As of January 10, 2025 after quarterly rebalancing unless otherwise stated.

² Canadian Dividend and REITS Yield 4.30%; Addenda Bonds Universe Core Pooled Fund Yield to Maturity 3.99%; Addenda Bonds Corporate Core Pooled Fund Yield to Maturity 4.33%; Addenda Commercial Mortgage DC Pooled Fund Yield to Maturity 4.78%; Addenda Preferred Share Pooled Fund Yield 6.32%.

³ GARP (Growth at a reasonable price)

⁴ Tobacco and weapons companies are screened-out of portfolios. Tobacco: Exclude tobacco companies and companies that derive a material portion of their revenue from tobacco-related products such as filters, rolling papers or packaging, or from the sale of tobacco or tobacco-related products. Applies to equity holdings only. Weapons: Exclude companies that derive revenue from military contracts that violate International Humanitarian Law (IHL), and nuclear weapons contracts; companies that derive a material portion of their revenue from the manufacture of legal weapons systems and/or tailor-made components for these weapons systems; and companies whose activities are connected with the manufacturing of automatic or semi-automatic weapons intended for civilian use, or derive a material portion of their revenue from the sale or distribution of such weapons. Applies to equity holdings only.

Indicated rates of return are calculated using the time-weighted rate of return methodology for the period ended, December 31, 2024, and do not take into account management expenses, custodial fees, account sales, redemption, distribution or optional charges or income taxes payable by any security holder that would have reduced returns.

Benchmark Index: 35% FTSE Canada Universe Bond Index/20% FTSE Canada All Corporate Bond Index/15% FTSE Canada Short Term Overall Bond Index/20% S&P/TSX Canada Select Dividend/10% S&P/TSX Preferred Share Index. From 2022-01-11 to 2024-09-30 : 35% FTSE Canada Universe Bond Index/20% FTSE Canada All Corporate Bond Index/15% FTSE Canada Short Term Overall Bond Index/20% Dow Jones Canada Select Dividend/10% S&P/TSX Preferred Share Index. From 2021-01-14 to 2022-01-10 : 40% FTSE Canada Universe Bond Index/20% FTSE Canada All Corporate Bond Index/15% FTSE Canada Short Term Overall Bond Index/15% Dow Jones Canada Select Dividend/10% S&P/TSX Preferred Share Index.

Please be advised that the information contained herein does not constitute investment advice and it should not be relied on as such. Past performance is no guarantee of future results. The information contained in this report was obtained from sources believed to be reliable; however, we cannot guarantee that it is accurate or complete.

Managed Portfolios are distributed by Aviso Wealth. Mutual funds and other securities are offered through Aviso Wealth, a division of Aviso Financial Inc. Online brokerage services are offered through Qtrade Direct Investing. Referral fees, commissions, management fees, and expenses all may be associated with managed accounts or the investments therein. Managed accounts, and the investments therein, are not insured nor guaranteed, their values change frequently and past performance may not be repeated.

Aviso Wealth Inc. ('Aviso') is a wholly owned subsidiary of Aviso Wealth LP, which in turn is owned 50% by Desjardins Financial Holding Inc. and 50% by a limited partnership owned by the five Provincial Credit Union Centrals and The CUMIS Group Limited. NEI Investments is a registered trademark of Northwest & Ethical Investments L.P. ("NEI LP"). Northwest & Ethical Investments Inc. is the general partner of NEI LP and a wholly-owned subsidiary of Aviso Wealth Inc. ("Aviso"). Aviso is the sole limited partner of the NEI LP. The following entities are subsidiaries of Aviso: Aviso Financial Inc. (including divisions Aviso Wealth, Qtrade Direct Investing, Qtrade Guided Portfolios, Aviso Correspondent Partners), and Northwest & Ethical Investments L.P.

NDG0066E_1 01/25