

Managed Portfolios

Addenda Income Growth

Quick facts

Inception date:
February 29, 2016

Asset class:
Balanced

Minimum investment:
\$100,000

Avg. number of holdings:
20-35

Investment manager:
Addenda Capital

Investment manager assets under management:
\$42.7B

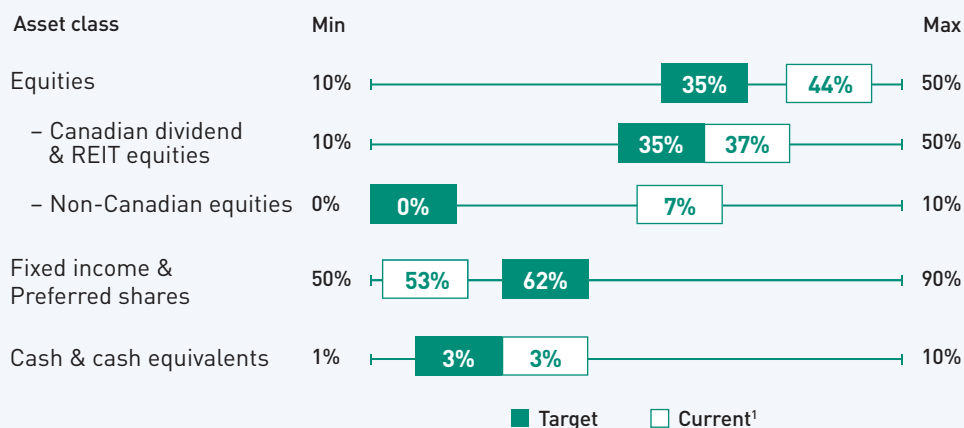
Portfolio risk:

Low to Medium

What does the Portfolio invest in?

The portfolio invests in a diversified portfolio of fixed income securities, Canadian dividend-paying equity securities, Canadian Real Estate Investment Trusts (REITs), preferred shares, US equity securities, exchange traded funds (ETFs), and money market instruments and/or cash equivalents.

Asset allocations



- Equities: the minimum market capitalization will be \$1 billion dollars (CAD and/or USD equivalent) at the time of purchase. Canadian dividend & equities: Target 10-20 securities. US equities: Target 0-20 securities
- Fixed income: Includes 5% to 35% in units of the Addenda Universe Core Bond pooled fund, 15% to 50% in Addenda Bonds Corporate Core pooled fund, 0% to 30% in Addenda Commercial Mortgage pooled fund, 0% to 20% in Addenda Preferred Share pooled fund, and / or Canadian fixed income ETFs.

Suitable for investors whose objective is to achieve income and long-term capital growth, and is not intended for investors with a short-term investment horizon.

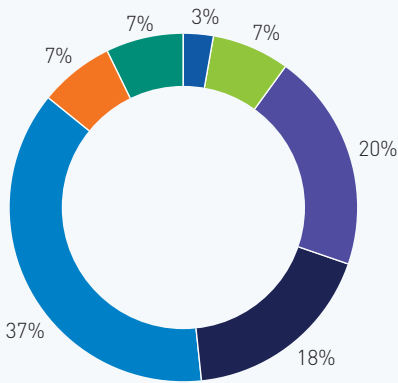
Top ten holdings¹ (excluding cash and cash equivalents) %

1. Addenda Bonds Corporate Core Pooled Fund	20.2	5. Bank Of Nova Scotia	3.4
2. Addenda Commercial Mortgage DC Pooled Fund	17.9	6. Toronto-Dominion Bank	3.3
3. Addenda Preferred Share Pooled Fund	7.4	7. TC Energy Corp	3.3
4. Addenda Bonds Universe Core Pooled Fund	7.2	8. Power Corp of Canada	3.3
		9. Brookfield Infrastructure	3.0
		10. Bank Of Montreal	2.8

Performance

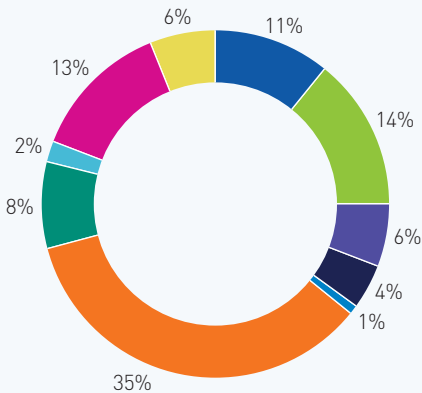
	QTD	YTD	1 yr	3 yr	5 yrs	10 yrs	Since inception (Annualized)
Portfolio	-0.8%	-0.8%	9.3%	8.2%	5.7%	5.6%	5.9%
Benchmark	2.3%	2.3%	13.6%	10.8%	6.1%	6.0%	6.3%

Asset allocation¹



- Cash
- Addenda Bonds Universe Core Pooled Fund
- Addenda Bonds Corporate Core Pooled Fund
- Addenda Commercial Mortgage DC Pooled Fund
- Canadian Dividend and REITS
- US Equities
- Canadian Preferred Shares

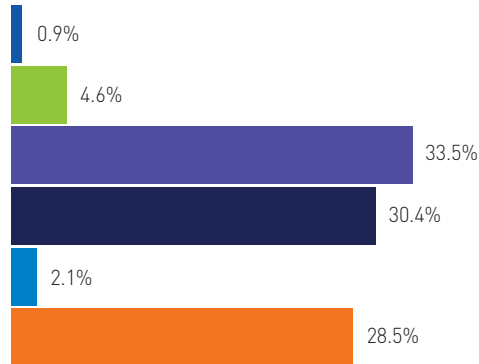
Equities sector allocation¹



- Energy
- Industrials
- Consumer Discretionary
- Health Care
- Index
- Financials
- Information Technology
- Communication Services
- Utilities
- Real Estate

Fixed income allocation

Core Bond Pool Sector Allocation

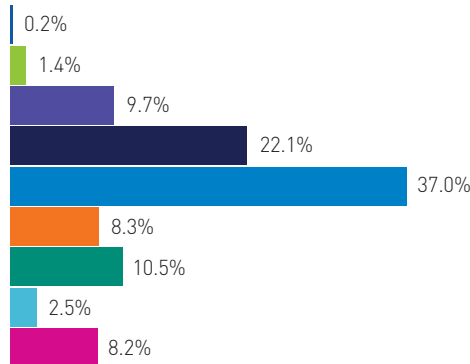


- Cash & Money Market
- Commercial Mortgages
- Corporate Bonds
- Federal Bonds
- Municipal Bonds
- Provincial Bonds

Current Yield: 3.92%

Credit quality	Portfolio (%)
AAA	31.5
AA	28.3
A	21.3
BBB	13.4
Non Rated Securities (Commercial Mortgages)	4.6
Cash and money market	0.9
Total	100.0

Corporate Core Bond Pool sector allocation



- Cash and Money Market
- Government, Foreign Pay Bonds
- Communication
- Energy
- Financial
- Industrial
- Infrastructure
- Maples
- Real Estate

Current Yield: 4.41%

Credit quality	Portfolio (%)
AAA	1.3
AA	0.8
A	52.9
BBB	44.7
Non Rated Securities (Commercial Mortgages)	0.1
Cash and money market	0.2
Total	100.0

Average market cap. (Canadian equities only) \$73.2B
 (US equities only) \$2 608.5B
 Weighted Combined Yield to Maturity (Total Portfolio)² 3.60%

Repositioning for Q2 2026



Sold or reduced positions (-1.0%)

- Trimmed Bank of Montreal
- Trimmed TD Bank



Bought or increased positions (+1.0%)

- Increased Element Fleet
- Increased Brookfield Infrastructure Partners

Rationale:

- From an asset mix perspective, we are comfortable with our existing allocation and will continue to have an overweight to Canadian dividend equities at the expense of fixed income.
- Within the Canadian dividend equity component, Bank of Nova Scotia and BMO were trimmed. This was largely profit taking as both stocks are up approximately 57% on a 1-year basis and we have less valuation support at current levels. The proceeds were added to Element Fleet and Brookfield Infrastructure Partners.
- Element Fleet is a global fleet management company with a solid cost-save value proposition for clients that opt for their fleet management services versus self-managing.
- Supported by a record capex backlog of over \$9 billion, we have increased confidence in the management of Brookfield Infrastructure Partners meeting its growth target for 2026, as the company invests across multiple infrastructure asset classes (data, transport, and utilities).

Investment manager overview

Addenda Capital is an investment management firm providing solutions for institutional and high net worth clients. They offer clients expert services in a broad range of asset classes. Addenda's mission is to add value through innovation, discipline and integrity, and to nurture genuine partnerships with their clients.

Management style

Canadian Equities (Value)

Global Equities (GARP³)

Fixed Income (Core)

Investment philosophy

Addenda provides a balanced investment strategy that seeks long-term capital appreciation and enhanced diversification through exposure to high quality fixed income and equity securities. A disciplined, dynamic asset allocation approach, blending top-down and bottom-up assessments seeks to exploit market opportunities through tactical shifts. Addenda's committee-based decision-making process leverages the firm's diversity of expertise. Their Asset Allocation Committee, led by the co-CIO, consists of those responsible for each asset class as well as their dedicated economic research team.

Investment process and risk controls

- Extensive top-down analysis of global macro-economic variables and capital markets serve to identify general investment themes and changes in market drivers on a quarterly basis. Forward-looking views, based against a 12- to 24-month horizon, reflect return and risk expectations, as well as relative valuations.
- Changes in asset mix, when triggered, seek to exploit shifting dynamics in the market environment and/ or valuations.
- Addenda's actively managed bond and equity investment strategies leverage extensive fundamental research capabilities. Their bond strategy utilizes a multi-strategy approach to exploit diverse alpha sources, while equity strategies are driven by in-depth bottom-up security analysis as well as industry fundamentals. The equity process favors companies offering attractive dividend profiles.

Key strengths

- Adding value through innovation and discipline
- Strong team work, rich insights
- Leveraging extensive fundamental research capabilities
- Guided by strong governance and sound judgement
- A culture based on integrity
- Environmental, social and governance (ESG) criteria inherent in the investment philosophy⁴
- Addenda is a United Nations Principles for Responsible Investment (PRI) signatory

About Aviso Wealth

Aviso Wealth is part of Aviso, one of Canada's largest independent wealth management firms. Owned by the credit unions, we serve hundreds of thousands of investors at credit unions across Canada.

With approximately \$160 billion of assets under administration and management, Aviso has the resources to bring the best products and services to credit unions and their members. Invest with confidence, with your credit union and Aviso.

- Over 30 years as the wealth management provider to credit unions across Canada.
- One of Canada's largest independent wealth management firms.
- Parent company of Aviso Wealth, NEI Investments, and Qtrade.
- Owned by Canada's credit unions and Desjardins.



¹ As of April 9, 2026 after quarterly rebalancing unless otherwise stated.

² Canadian Dividend and REITS yield 3.30%; Canadian Preferred Share yield 5.94%; US Equity yield 0.60%; Addenda Universe Core Bond Pool yield to maturity 3.89%; Addenda Corporate Core Bond Pool yield to maturity 4.14%; Addenda Commercial Mortgage DC Pooled Fund Yield to Maturity 4.24%.

³ GARP (Growth at a reasonable price)

⁴ Tobacco and weapons companies are screened-out of portfolios. Tobacco: Exclude tobacco companies and companies that derive a material portion of their revenue from tobacco-related products such as filters, rolling papers or packaging, or from the sale of tobacco or tobacco-related products. Applies to equity holdings only. Weapons: Exclude companies that derive revenue from military contracts that violate International Humanitarian Law (IHL), and nuclear weapons contracts; companies that derive a material portion of their revenue from the manufacture of legal weapons systems and/or tailor-made components for these weapons systems; and companies whose activities are connected with the manufacturing of automatic or semi-automatic weapons intended for civilian use, or derive a material portion of their revenue from the sale or distribution of such weapons. Applies to equity holdings only.

Indicated rates of return are calculated using the time-weighted rate of return methodology for the period ended, March 31, 2026, and do not take into account management expenses, custodial fees, account sales, redemption, distribution or optional charges or income taxes payable by any security holder that would have reduced returns.

Benchmark Index: 15% FTSE Canada Universe Bond Index/25% FTSE Canada All Corporate Bond Index/15% FTSE Canada Short Term Overall Bond Index/35% S&P TSX Canada Select Dividend/10% S&P/TSX Preferred Share Index. From 2022-03-01 to 2024-09-30 : 15% FTSE Canada Universe Bond Index/25% FTSE Canada All Corporate Bond Index/15% FTSE Canada Short Term Overall Bond Index/35% Dow Jones Canada Select Dividend/10% S&P/TSX Preferred Share Index. From 2018-04-01 to 2022-02-28 : 28% FTSE Canada Universe Bond Index/37% FTSE Canada All Corporate Bond Index/25% Dow Jones Canada Select Dividend/10% S&P/TSX Preferred Share Index. From 2016-02-29 to 2018-03-31 : 28% FTSE Canada Universe Bond Index/37% FTSE Canada All Corporate Bond Index/25% Dow Jones Canada Select Dividend/10% BMO 50 Preferred Shares Index.

Source: MSCI. The MSCI information may only be used for internal use, may not be reproduced or disseminated in any form and may not be used as a basis for or a component of any financial instruments or products or indices. None of the MSCI information is intended to constitute investment advice or a recommendation to make (or refrain from making) any kind of investment decision and may not be relied on as such. Historical data and analysis should not be taken as an indication or guarantee of any future performance, analysis, forecast or prediction. The MSCI information is provided on an "as is" basis and the user of this information assumes the entire risk of any use made of this information. MSCI, each of its affiliates and each other person involved in or related to computing or creating any MSCI information (collectively, the "MSCI Parties") expressly disclaims all warranties (including, without limitation, any warranties of originality, accuracy, completeness, timeliness, non-infringement, merchantability and fitness for a particular purpose) with respect to this information.

Without limiting any of the foregoing, in no event shall any MSCI Party have any liability for any direct, indirect, special, incidental, punitive, consequential (including, without limitation, lost profits) or any other damages.

Please be advised that the information contained herein does not constitute investment advice and it should not be relied on as such. Past performance is no guarantee of future results. The information contained in this report was obtained from sources believed to be reliable; however, we cannot guarantee that it is accurate or complete.

Managed Portfolios are distributed by Aviso Wealth. Mutual funds and other securities are offered through Aviso Wealth, a division of Aviso Financial Inc. Online brokerage services are offered through Qtrade Direct Investing. Referral fees, commissions, management fees, and expenses all may be associated with managed accounts or the investments therein. Managed accounts, and the investments therein, are not insured nor guaranteed, their values change frequently and past performance may not be repeated.

Aviso Wealth Inc. ('Aviso') is a wholly owned subsidiary of Aviso Wealth LP, which in turn is owned 50% by Desjardins Financial Holding Inc. and 50% by a limited partnership owned by the five Provincial Credit Union Centrals and The CUMIS Group Limited. NEI Investments is a registered trademark of Northwest & Ethical Investments L.P. ("NEI LP"). Northwest & Ethical Investments Inc. is the general partner of NEI LP and a wholly-owned subsidiary of Aviso Wealth Inc. ("Aviso"). Aviso is the sole limited partner of the NEI LP. The following entities are subsidiaries of Aviso: Aviso Financial Inc. (including divisions Aviso Wealth, Qtrade Direct Investing, Qtrade Guided Portfolios, Aviso Correspondent Partners), and Northwest & Ethical Investments L.P.

NDG0112E_2 04/26