

OnPoint Managed Portfolios

Total Equity

Quick facts

Inception date:
February 29, 2016

Asset class:
Equity

Minimum investment:
\$100,000

Avg. number of holdings:
20–35

Investment manager:
Addenda Capital

**Investment manager
assets under
management:**
\$37B

Portfolio risk:

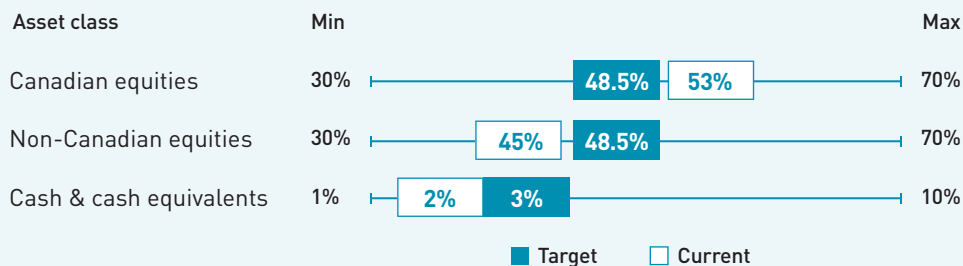
Medium

OnPoint Managed Portfolios are distributed by *Credential Qtrade Securities Inc.*

What does the Portfolio invest in?

The portfolio invests in a diversified portfolio of Canadian and non-Canadian equity securities, exchange traded funds (ETFs), and money market instruments and/or cash equivalents.

Asset allocations



- Equities: the minimum market capitalization will be \$1 billion dollars (CAD and/or USD equivalent) at the time of purchase and invested in at least six out of 11 GICS (Global Industry Classification Standard Sectors)
 - Canadian equities: Target 10–15 securities
 - Non-Canadian equities: Target 10–15 securities

Suitable for investors whose objective is to achieve long-term capital growth, and is not intended for investors with a short-term investment horizon.

Top ten holdings¹ (excluding cash and cash equivalents) %

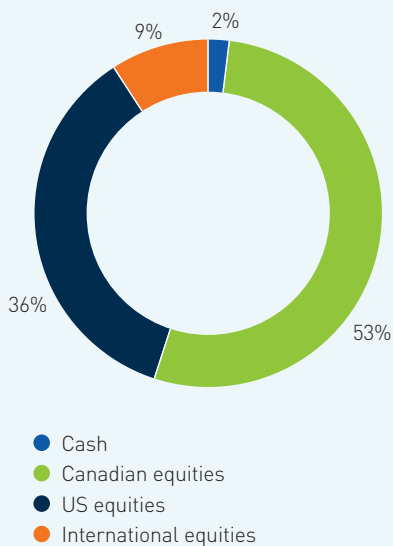
| | | | |
|-------------------------------|-----|---------------------------------|-----|
| 1. Toronto-Dominion Bank | 6.5 | 6. Visa | 4.0 |
| 2. Constellation Software Inc | 6.5 | 7. SAP | 3.9 |
| 3. Bank Of Montreal | 5.8 | 8. Restaurant Brands Int'l | 3.8 |
| 4. Canadian Natural Resources | 5.0 | 9. Canadian Pacific Kansas City | 3.7 |
| 5. Dollarama Inc | 4.4 | 10. United Health Group Inc. | 3.6 |

Performance

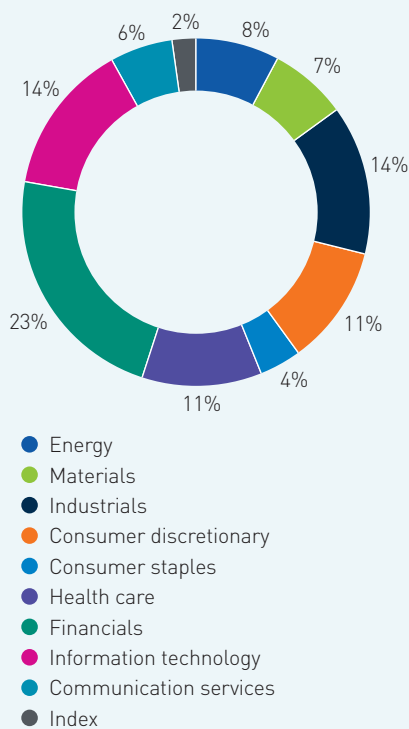
| | QTD | YTD | 1 yr | 3 yr | 5 yr | Since Inception (annualized) |
|-----------|------|-------|-------|------|-------|------------------------------|
| Portfolio | 7.9% | 12.6% | 12.6% | 9.5% | 11.2% | 10.2% |
| Benchmark | 8.8% | 16.3% | 16.3% | 9.6% | 12.0% | 10.9% |



Asset allocation^{1,2}



Equities sector allocation^{1,3}



Average market cap. \$233.2B (equities only)

Repositioning for Q1 2024



Sold or reduced positions (-2.8%)

- Trimmed Canadian Natural Resources (CNQ)
- Trimmed SPDR S&P 500 ETF (SPY)
- Trimmed cash



Bought or increased positions (+2.8%)

- Increased Bank of Montreal
- Increased IQVIA Holdings
- Increased Alphabet
- Increased Visa

Rationale:

Asset mix changes:

Cash position was lowered to be as fully invested in the market as possible given a positive outlook for market returns in 2024. Most of the proceeds from this cash reduction are being deployed into the global equity allocation.

Within Canadian equities:

Bank of Montreal (BMO) was increased based on attractive valuation and an expectation that sentiment on Canadian Banks will improve over 2024 as Central Banks begin rate cuts.

The Bank of the West deal is closed and integration well underway with significant cost savings and earnings accretion to come through in 2024 and 2025, which provides BMO with an attractive earnings growth profile.

While it is the early stages of a significant mortgage refinance cycle for all banks, BMO has a strong credit history, and the manager looked for them to prove this out again this cycle. The bank appears well reserved. The bank's capital position is solid with Common Equity Tier 1 (CET1) ratio of 12.5% relative to the current regulatory minimum of 11.5%.

To fund the trade, **Canadian Natural Resources (CNQ)** was reduced after tactically increasing exposure in Q4. The rationale is two-fold.

- First, source of funds was needed for the increased positions and trimming CNQ will still leave the funds with close to a 10% weighting within the Canadian equity component.
- Secondly, it's a more challenging outlook for oil and gas to start this year. Average oil prices should be range bound (notwithstanding geopolitical risks), averaging in the low \$70s/barrel, CNQ will still have strong free cash flow and a decent valuation, nevertheless, there are greater headwinds for oil in 2024 to warrant a small reduction in CNQ weight.

Within global equities:

A portion of cash reduction proceeds was added to IQVIA.

- IQVIA is a leading global company operating in the life science industry that helps to create connections across different aspects of health care. The company provides advanced technology, analytics solutions, and clinical research services to the life



sciences industry including pharmaceutical and biotechnology companies, academic institutions, and governments.

- The key growth drivers are related to the progress of innovation in the life science industry, increased complexity, digital adoption in research & development, and outsourcing. With one of the largest collections of healthcare information globally, IQVIA is trying to help drug developers use data and analytics to make clinical trials more efficient and improve success rates.

Alphabet (Google) and Visa were also increased, while SPY was modestly reduced to rebalance and better align with the other Global equity portfolios of the manager.

Quarterly commentary

Q4 saw a dynamic shift in equities, beginning with a decline in October due to rising bond yields and recovering strongly in November and December, bolstered by favorable labor market data and a dovish pivot from the Federal Reserve. Gold thrived amidst geopolitical tensions, while WTI oil prices suffered.

Q4 encapsulated a market adapting to changing economic signals, with December's rally highlighting sectors sensitive to bond yields. Despite a year marked by a US banking crisis, ongoing geopolitical conflicts, and substantial rate hikes, 2023 ended with robust equity performance, largely driven by a shift in interest rate expectations and robust economy. Cyclical sectors in Canada showed resilience, particularly Technology, while defensive sectors lagged. Despite recession concerns, the market ended on a strong note with low unemployment and controlled inflation. The Bank of Canada and Federal Reserve held rates steady in the fourth quarter as inflation data continued to show signs of moving lower.

Throughout the quarter, the S&P/TSX Composite Index's leading sectors were Information Technology, Financials, and Real Estate. Their strong performance was fueled by lower bond yields and expectations of rate cuts by the Fed in the coming year. The sole sector to register negative returns was Energy, impacted by falling crude prices due to concerns over excess spare capacity sitting with OPEC+. The Canadian market continues to trade at a lower than the historical average on multiple of earnings, reflecting earnings cuts over the next fiscal year due to an uncertain economic environment. The S&P/TSX Composite Index posted a positive total return of 8.1% in Q4, bringing the year-to-date total return to 11.8%.

Global equities had a strong performance in Q4, MSCI World Index returned 8.7% for the fourth quarter of 2023, for a strong 20.5% return for the full year 2023. In the quarter, all sectors reported positive returns except for Energy (-6.5%), which was impacted by the performance of crude oil, and finished the year slightly negative (-0.2%). Information Technology (14.6%) and Real Estate (14.3%) were the strongest performing sectors of the quarter. In 2023, sector performance varied widely, with a very large gap between the top three sectors (Information Technology, 50.9%; Telecommunication Services, 41.7%; Consumer Discretionary, 32.1%) and the bottom three sectors (Energy, -0.2%; Consumer Staples, -0.9%; Utilities, -2.4%).

The Portfolio had a strong total return of 7.9% in the fourth quarter but lagged its benchmark by 0.8%. Similarly, over the 1-year period the Portfolio achieved high absolute return of 12.6%; however was not able to keep pace with the benchmark (particularly the MSCI World Index) that rallied as a result of small number of specific securities.

Canadian equities modestly underperformed the TSX benchmark in Q4 but remain well ahead over the one-year period. Strong relative performance from Brookfield (+25%), Roger's Communications (+20%), and Constellation Software (+17%) was insufficient to offset the relative weakness in CNQ (0%), WSP (-3%) and Franco Nevada (-18%). On a YTD basis, key outperformers were Constellation Software (+59%), Brookfield Corp (+26%), Restaurant Brands (+22%), CGI, (+22%), CNQ (+21%) and Dollarama (+21%).

The global equity component performed in line with the benchmark during Q4 but was the primary detractor of value during the 1-year period. Security selection within the Information Technology and Consumer Discretionary sectors, notably avoiding many of the "FANG" stocks, was the primary driver of underperformance. The underlying philosophy and process of the strategy results in us avoiding securities with high valuations or those that rally despite weak fundamentals. This can cause us to underperform in "frothy" markets that are narrow in breadth and is the type of market environment we find ourselves in.

Despite ongoing recession predictions, the economy remained resilient with low unemployment and moderating inflation. The "soft landing" approach of the Fed appears to have mitigated a severe economic downturn, leading to a potentially mild recession, if any. The upcoming election year adds an optimistic dimension to the market outlook. However, moving into 2024, our optimism is cautiously tempered due to the lingering effects of past rate hikes, current bullish sentiment, and elevated valuations, which all raise questions about the sustainability of the rally seen in 2023.

About Aviso Wealth

Owned by credit unions, Aviso Wealth Inc. is one of Canada's largest independent wealth management firms, serving virtually all of Canada's credit unions and a range of independent financial organizations.

With approximately \$100 billion of assets under administration and management, Aviso Wealth has the resources to bring compelling products and services to credit unions and their members, along with the scale, stability and financial strength of an established national wealth manager.

**You can invest
with confidence,
with Aviso Wealth.**



Investment manager overview



Addenda Capital is an investment management firm providing solutions for institutional and high net worth clients. They offer clients expert services in a broad range of asset classes. Addenda's mission is to add value through innovation, discipline and integrity, and to nurture genuine partnerships with their clients.

Management style

Canadian equities (Value)

Global equities (GARP⁴)

Investment philosophy

Addenda provides a Total Equity strategy that employs two separate portfolio management teams that abide to investment styles that are suitable given their landscape to create high conviction, concentrated portfolios. The Canadian equity component is managed with a value tilt and consists of companies with diversified business models and attractive price-intrinsic value relationships. The companies invested in have the potential to generate strong relative and absolute returns over time. Global equities are managed with a Growth At a Reasonable Price (GARP) investment style and include companies with solid and repeatable competitive advantages, a history of innovative capabilities, seasoned management, non-commoditized business models, consistent earnings and free cash flow.

Investment process and risk controls

For Canadian equities, Addenda's analysis and research is focused on various elements to decipher whether a company remains able to generate strong free cash flow over time. Subsequently, Addenda looks for the company to be priced in the market at a discount to its estimated intrinsic value. When managing a dividend approach, the focus is equally placed on the company's ability and willingness to continue to distribute and/or increase its future dividend payments.

For global equities, Addenda believes that added value stems from sustainable and repeatable earnings growth. Addenda's approach is driven by fundamental research, focused on obtaining a deep understanding of secular growth themes. Once an understanding of the key growth drivers behind a theme is determined, Addenda's research focus shifts to finding companies well positioned to leverage those themes. Addenda seeks global or regional leaders with the ability to outpace its peers and end markets through its capacity to sell value-added products and/or services.

Key strengths

- Adding value through innovation and discipline
- Strong team work, rich insights
- Leveraging extensive fundamental research capabilities
- Guided by strong governance and sound judgement
- A culture based on integrity
- Environmental, social and governance (ESG) criteria inherent in the investment philosophy⁵
- Addenda is a United Nations Principles for Responsible Investment (PRI) signatory

¹ As of January 10, 2024 after quarterly rebalancing unless otherwise stated.

² Includes Ishares SPDR S&P 500 ETF

³ Excludes Ishares SPDR S&P 500 ETF

⁴ GARP (Growth at a reasonable price)

⁵ Tobacco and weapons companies are screened-out of portfolios. Tobacco: Exclude tobacco companies and companies that derive a material portion of their revenue from tobacco-related products such as filters, rolling papers or packaging, or from the sale of tobacco or tobacco-related products. Applies to equity holdings only. Weapons: Exclude companies that derive revenue from military contracts that violate International Humanitarian Law (IHL), and nuclear weapons contracts; companies that derive a material portion of their revenue from the manufacture of legal weapons systems and/or tailor-made components for these weapons systems; and companies whose activities are connected with the manufacturing of automatic or semi-automatic weapons intended for civilian use, or derive a material portion of their revenue from the sale or distribution of such weapons. Applies to equity holdings only.

Indicated rates of return are calculated using the time-weighted rate of return methodology for the period ended, December 31, 2023, and do not take into account management expenses, custodial fees, account sales, redemption, distribution or optional charges or income taxes payable by any security holder that would have reduced returns.

Benchmark Index: 50% S&P/TSX 60/50% MSCI World Net (CAD).

Source: MSCI. The MSCI information may only be used for internal use, may not be reproduced or disseminated in any form and may not be used as a basis for or a component of any financial instruments or products or indices. None of the MSCI information is intended to constitute investment advice or a recommendation to make (or refrain from making) any kind of investment decision and may not be relied on as such. Historical data and analysis should not be taken as an indication or guarantee of any future performance, analysis, forecast or prediction. The MSCI information is provided on an "as is" basis and the user of this information assumes the entire risk of any use made of this information. MSCI, each of its affiliates and each other person involved in or related to computing or creating any MSCI information (collectively, the "MSCI Parties") expressly disclaims all warranties (including, without limitation, any warranties of originality, accuracy, completeness, timeliness, non-infringement, merchantability and fitness for a particular purpose) with respect to this information.

Without limiting any of the foregoing, in no event shall any MSCI Party have any liability for any direct, indirect, special, incidental, punitive, consequential (including, without limitation, lost profits) or any other damages.

Please be advised that the information contained herein does not constitute investment advice and it should not be relied on as such. Past performance is no guarantee of future results. The information contained in this report was obtained from sources believed to be reliable; however, we cannot guarantee that it is accurate or complete.

OnPoint Managed Portfolios are distributed by Credential Qtrade Securities Inc. Mutual funds and other securities are offered through Credential Qtrade Securities Inc. Referral fee, commissions, management fees, and expenses all may be associated with managed accounts or the investments therein. Managed accounts, and the investments therein, are not insured nor guaranteed, their values change frequently and past performance may not be repeated.

Aviso Wealth Inc. ('Aviso') is a wholly owned subsidiary of Aviso Wealth LP, which in turn is owned 50% by Desjardins Financial Holding Inc. and 50% by a limited partnership owned by the five Provincial Credit Union Centrals and The CUMIS Group Limited.

NDG0026E_4 01/24