

OnPoint Managed Portfolios

Income

Quick facts

Inception date:
January 14, 2021

Asset class:
Balanced

Minimum investment:
\$100,000

Avg. number of holdings:
20–35

Investment manager:
Addenda Capital

**Investment manager
assets under
management:**
\$34B

Portfolio risk:

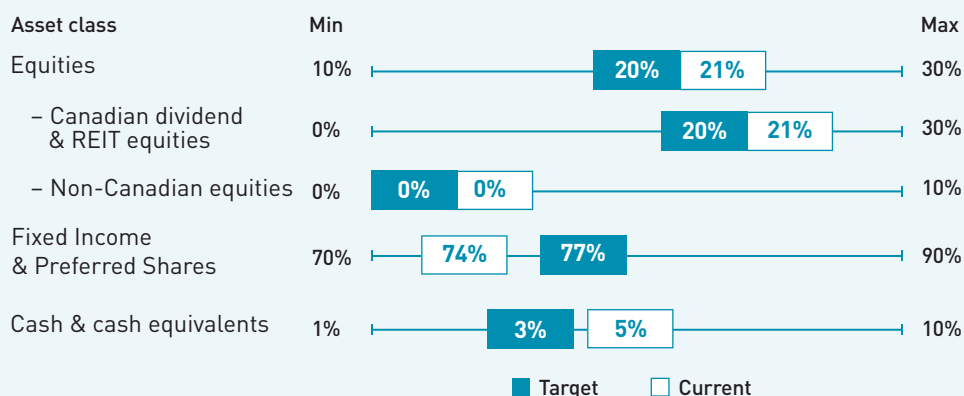
Low to Medium

OnPoint Managed Portfolios are distributed by *Credential Qtrade Securities Inc.*

What does the Portfolio invest in?

The portfolio invests in a diversified portfolio of fixed-income securities, Canadian dividend-paying equity securities, Canadian Real Estate Investment Trusts (REITs), preferred shares, US equity securities, exchange traded funds (ETFs), commercial mortgages, and money market instruments and/or cash equivalents.

Asset allocations



- Equities: the minimum market capitalization will be \$1 billion dollars (CAD and/or USD equivalent) at the time of purchase. Canadian dividend & REIT equities: Target 10–20 securities. Non-Canadian equities: Target 0–10 securities
- Fixed income: Includes 25% to 50% in units of the Addenda Universe Core Bond pooled fund, 10% to 30% in Addenda Bonds Corporate Core pooled fund, 0% to 20% in Addenda Commercial Mortgage pooled fund, 0% to 20% in Addenda Preferred Share pooled fund, and/or Canadian fixed income ETFs.

Suitable for investors whose objective is to achieve a high level of income and some capital growth, and is not intended for investors with a short-term investment horizon.

Top ten holdings (excluding cash and cash equivalents) %

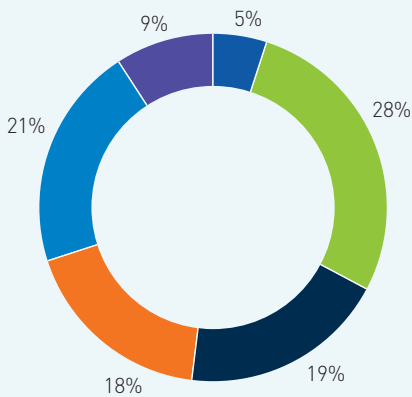
1. Addenda Bonds Universe Core Pooled Fund	28.4	5. Bank Of Montreal	3.1
2. Addenda Bonds Corporate Core Pooled Fund	18.6	6. Toronto-Dominion Bank	3.0
3. Addenda Commercial Mortgage DC Pooled Fund	18.1	7. BCE Inc	1.8
4. Addenda Preferred Share Pooled Fund	8.6	8. IA Financial Corp Inc	1.7
		9. Restaurant Brands Intl.	1.7
		10. Bank Of Nova Scotia	1.4

Performance

	QTD	YTD	1 yr	2 yr	3 yr	Since inception (Annualized)
Portfolio	1.4%	-7.3%	-7.3%	–	–	-0.7%
Benchmark	1.0%	-10.2%	-10.2%	–	–	-3.1%



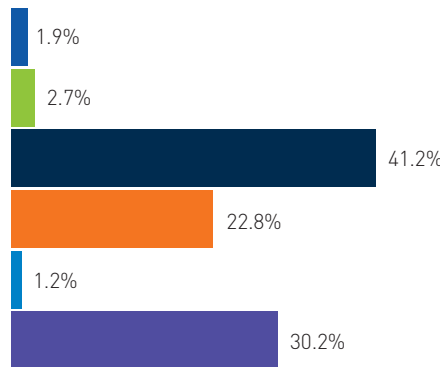
Asset allocation¹



- Cash
- Addenda Bonds Universe Core pooled fund
- Addenda Bonds Corporate Core pooled fund
- Addenda Commercial Mortgage DC pooled fund
- Canadian dividend & REITs
- Canadian preferred shares

Fixed income allocation

Core Bond Pool Sector Allocation

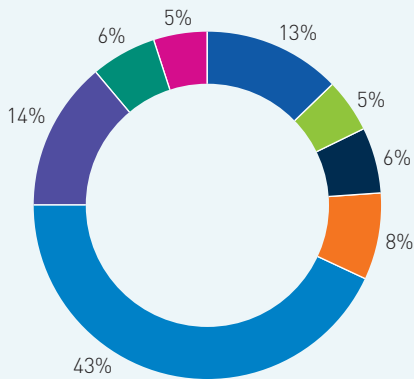


- Cash & Money Market
- Federal Bonds
- Commercial Mortgages
- Municipal Bonds
- Corporate Bonds
- Provincial Bonds

Credit quality	Portfolio (%)
AAA	23.7
AA	32.0
A	23.7
BBB	16.0
Non Rated Securities (commercial mortgages)	2.7
Cash and money market	1.9
Total	100.0

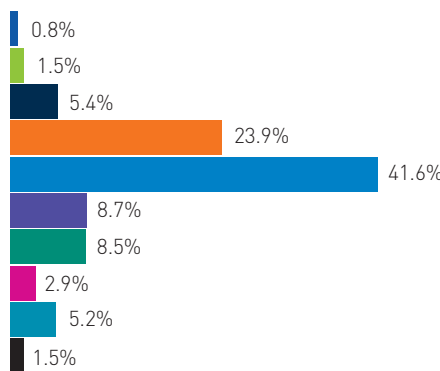
Current Yield 3.58%

Equities sector allocation¹



- Energy
- Materials
- Industrials
- Consumer discretionary
- Financials
- Communication services
- Utilities
- Real Estate

Corporate Core Bond Pool sector allocation



- Cash and Money Market
- Financial
- Industrial
- Communication
- Energy
- Infrastructure
- Real Estate
- Securitization
- Maples

Credit quality	Portfolio (%)
AAA	3.0
AA	10.5
A	48.4
BBB	37.3
Cash and Money Market	0.8
Total	100.0

Current Yield 3.98%

Average market cap. (Canadian equities only) \$65.5B
 Weighted Combined Yield to Maturity (Total Portfolio)² 4.98%



Repositioning for Q1 2023



Sold or reduced positions (-0.5%)

- Trimmed TD



Bought or increased positions (+0.5%)

- Increased Bank of Montreal

Rationale:

- Rebalanced **TD** and **Bank of Montreal** to better reflect the manager's forward looking assumptions on risk adjusted returns.



Quarterly commentary

The fourth quarter of 2022 bore positive results in many asset classes, though these gains did not offset the losses earlier in the year, with all major equity markets posting negative absolute returns over the year. The Bank of Canada slowed its pace of monetary policy tightening by raising the overnight target rate by 100 basis points (bps - 1/100th of a percent) during the third quarter to 4.25%. Similarly, the Federal Reserve tightened by a total of 125 bps, finishing the year at a target range of 4.25% - 4.50%. Both Central Banks suggested that they have not finished tightening for this cycle. Within bonds, rates rose across the curve even as the Bank of Canada signaled a slower pace of tightening and inflation data continued moving lower. Short term rates rose more than longer term. Corporate spreads narrowed during the quarter after hitting the widest levels of the year in October, supported by a positive overall tone for risk markets. Equity markets rebounded strongly after hitting the lowest levels of the year in October, on expectations that Central banks are nearing the end of monetary policy tightening. Canadian stocks rallied strongly through the Fall on China reopening expectations, softer inflation data, and signaling from the Fed described above. The Information Technology sector was the strongest in the quarter, though is still down significantly on the year. Global equities delivered strong positive performance rebounding off the low levels of the year in October. Sector performance was mostly positive, with Energy, Materials and Industrials leading the way. The Canadian dollar appreciated versus its US counterpart during the quarter by 1.5%. The relevant index returns for the Portfolio in the fourth quarter were: Dow Jones Canada Select Dividend Index (+4.79%), the S&P/TSX Preferred Shares Index (-3.24%) the FTSE Canada Universe Bond Index (+0.52%), the FTSE Canada Short Term Overall Bond Index (+0.67%), and the FTSE Canada All Corporate Bond Index (+1.00%).

The Portfolio increased +1.35% during the fourth quarter, outperforming the benchmark rise of +1.01%. Over the one-year period, the Portfolio declined by 7.26%, but outperformed the benchmark by 2.92%. While absolute performance in most asset classes declined over the year, the Portfolio's Canadian dividend equity, preferred shares, and commercial mortgages components added significant value relative to their respective benchmarks.

Looking forward, the manager expects global economic growth to slow in 2023 but remain positive as domestic demand is supported by strong labour market dynamics and excess household savings. As a result of tight labour markets, the unemployment rate is not expected to increase much. However, the risk of recession increases as the year progresses due to the maintenance of restrictive monetary policy. Inflation pressure should continue to moderate throughout 2023 but will remain above central bank targets in terms of both level and scope. Structural changes to inflation such as onshoring (less globalization), labour force changes (increased retirements, quiet quitting, WFH, Gig economy) and decarbonization costs (Net Zero) may have longer-term impacts. Against the backdrop of slowing economic growth but higher than target inflation, central banks will focus on price stability and will not pivot to stimulate growth in the near term. The manager has not made any asset allocation shifts over the quarter as the portfolio mix is very close to target.

About Aviso Wealth

Owned by credit unions, Aviso Wealth Inc. is one of Canada's largest independent wealth management firms, serving virtually all of Canada's credit unions and a range of independent financial organizations.

With approximately \$100 billion of assets under administration and management, Aviso Wealth has the resources to bring compelling products and services to credit unions and their members, along with the scale, stability and financial strength of an established national wealth manager.

**You can invest
with confidence,
with Aviso Wealth.**



Investment manager overview

Addenda Capital is an investment management firm providing solutions for institutional and high net worth clients. They offer clients expert services in a broad range of asset classes. Addenda's mission is to add value through innovation, discipline and integrity, and to nurture genuine partnerships with their clients.

Management style

Canadian Equities (Value)

Global Equities (GARP³)

Fixed Income (Core)

Investment philosophy

Addenda provides a balanced investment strategy that seeks long-term capital appreciation and enhanced diversification through exposure to high quality fixed income and equity securities. A disciplined, dynamic asset allocation approach, blending top-down and bottom-up assessments seeks to exploit market opportunities through tactical shifts. Addenda's committee-based decision-making process leverages the firm's diversity of expertise. Their Asset Allocation Committee, led by the co-CIO, consists of those responsible for each asset class as well as their dedicated economic research team.

Investment process and risk controls

- Extensive top-down analysis of global macro-economic variables and capital markets serve to identify general investment themes and changes in market drivers on a quarterly basis. Forward-looking views, based against a 12- to 24-month horizon, reflect return and risk expectations, as well as relative valuations.
- Changes in asset mix, when triggered, seek to exploit shifting dynamics in the market environment and/ or valuations.
- Addenda's actively managed bond and equity investment strategies leverage extensive fundamental research capabilities. Their bond strategy utilizes a multi-strategy approach to exploit diverse alpha sources, while equity strategies are driven by in-depth bottom-up security analysis as well as industry fundamentals. The equity process favors companies offering attractive dividend profiles.

Key strengths

- Adding value through innovation and discipline
- Strong team work, rich insights
- Leveraging extensive fundamental research capabilities
- Guided by strong governance and sound judgement
- A culture based on integrity
- Environmental, social and governance (ESG) criteria inherent in the investment philosophy⁴
- Addenda is a United Nations Principles for Responsible Investment (PRI) signatory

¹ As of January 10, 2023, after quarterly rebalancing unless otherwise stated.

² Canadian Dividend and REITS Yield 4.4%; Addenda Bonds Universe Core Pooled Fund Yield to Maturity 4.67%; Addenda Bonds Corporate Core Pooled Fund Yield to Maturity 5.49%; Addenda Commercial Mortgage DC Pooled Fund Yield to Maturity 6.04%; Addenda Preferred Share Pooled Fund Yield 7.07%.

³ GARP (Growth at a reasonable price)

⁴ Tobacco and weapons companies are screened-out of portfolios. Tobacco: Exclude tobacco companies and companies that derive a material portion of their revenue from tobacco-related products such as filters, rolling papers or packaging, or from the sale of tobacco or tobacco-related products. Applies to equity holdings only. Weapons: Exclude companies that derive revenue from military contracts that violate International Humanitarian Law (IHL), and nuclear weapons contracts; companies that derive a material portion of their revenue from the manufacture of legal weapons systems and/or tailor-made components for these weapons systems; and companies whose activities are connected with the manufacturing of automatic or semi-automatic weapons intended for civilian use, or derive a material portion of their revenue from the sale or distribution of such weapons. Applies to equity holdings only.

Indicated rates of return are calculated using the time-weighted rate of return methodology for the period ended, December 31, 2022, and do not take into account management expenses, custodial fees, account sales, redemption, distribution or optional charges or income taxes payable by any security holder that would have reduced returns.

Benchmark Index: From 2022-01-10: 35% FTSE Canada Universe Bond/20% FTSE Canada All Corporate Bond/20% Dow Jones Canada Select Dividend/10% S&P/TSX Preferred Share Index/15% FTSE Canada Short-Term Overall Bond Index. From 2020-12-31 to 2022-01-09: 40 FTSE Canada Universe Bond/20% FTSE Canada All Corporate Bond/15% Dow Jones Canada Select Dividend/10% S&P/TSX Preferred Share Index/15% FTSE Canada Short-Term Overall Bond Index

Source: MSCI. The MSCI information may only be used for internal use, may not be reproduced or disseminated in any form and may not be used as a basis for or a component of any financial instruments or products or indices. None of the MSCI information is intended to constitute investment advice or a recommendation to make (or refrain from making) any kind of investment decision and may not be relied on as such. Historical data and analysis should not be taken as an indication or guarantee of any future performance, analysis, forecast or prediction. The MSCI information is provided on an "as is" basis and the user of this information assumes the entire risk of any use made of this information. MSCI, each of its affiliates and each other person involved in or related to computing or creating any MSCI information (collectively, the "MSCI Parties") expressly disclaims all warranties (including, without limitation, any warranties of originality, accuracy, completeness, timeliness, non-infringement, merchantability and fitness for a particular purpose) with respect to this information.

Without limiting any of the foregoing, in no event shall any MSCI Party have any liability for any direct, indirect, special, incidental, punitive, consequential (including, without limitation, lost profits) or any other damages.

Please be advised that the information contained herein does not constitute investment advice and it should not be relied on as such. Past performance is no guarantee of future results. The information contained in this report was obtained from sources believed to be reliable; however, we cannot guarantee that it is accurate or complete.

OnPoint Managed Portfolios are distributed by Credential Qtrade Securities Inc. Mutual funds and other securities are offered through Credential Qtrade Securities Inc. Referral fee, commissions, management fees, and expenses all may be associated with managed accounts or the investments therein. Managed accounts, and the investments therein, are not insured nor guaranteed, their values change frequently and past performance may not be repeated.

Aviso Wealth Inc. ('Aviso') is a wholly owned subsidiary of Aviso Wealth LP, which in turn is owned 50% by Desjardins Financial Holding Inc. and 50% by a limited partnership owned by the five Provincial Credit Union Centrals and The CUMIS Group Limited.

2300007E_1 01/23