

Monthly Market Insights

Data and opinions as of November 30, 2023

Markets staged a remarkable November rally

Markets rallied sharply in November, driven by falling inflation data and comments from Fed officials suggesting they may soon reach the end of this tightening cycle. Major stock indices, especially the S&P 500, saw solid gains returning 8.9% for the month, while Nasdaq also rallied by 10.7%. Bond yields declined on lower-than-expected inflation, with the US 10-year Treasury yield dropping below 4.4% by the end of the month after hitting a peak of 5% in late October. Fixed income investments rallied from lower yields and increased expectations for rate cuts in 2024. Global Bond Index returned 5.0%, and Canadian Bond Index returned 4.4% in the month. Investment grade credits gained 5.98% and rising hopes for a soft landing supported high yield bonds where spreads tightened, returning 4.53% in November. Emerging market debt instruments also had a positive month thanks to more accommodative local central bank policy and a weaker U.S. dollar.

The NEI perspective

The miraculous “soft landing” appears to be actually happening as the disinflationary trend continues to signal that underlying inflationary pressures are easing while economic growth continues in the U.S. amid a strong labour market.

Cracks starting to show in consumer spending as business inventory-to-sales ratios are rising despite strong retail sales data, while credit card delinquencies in the U.S. are also beginning to rise again as consumers spend the last of their pandemic savings.

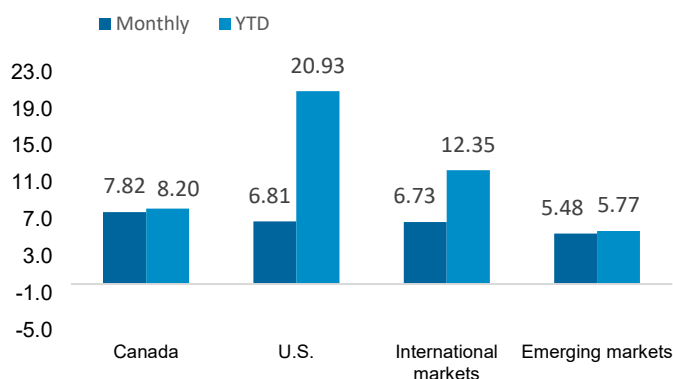
Investors should move off the sidelines after piling a historic amount into money market funds over the last two years to take advantage of high interest rates, the return potential in risk assets should spur investors to redeploy their capital as rates are expected to fall.

From NEI's Monthly Market Monitor for November. Read the [full report](#) for more insights.

NEI

Equity

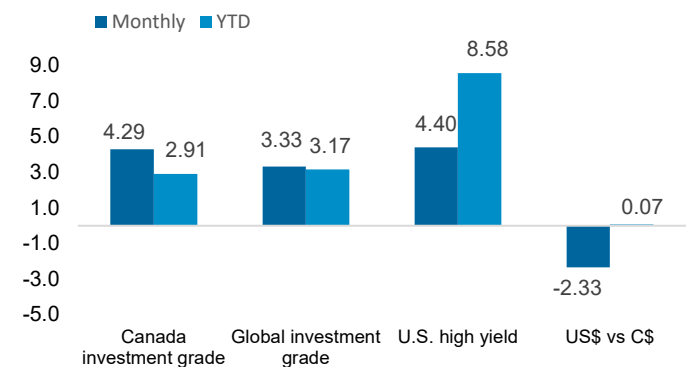
% return in C\$



Canada: MSCI Canada; **U.S.:** MSCI USA **International:** MSCI EAFE; **Emerging markets:** MSCI Emerging Markets. Source: Morningstar Direct.

Fixed income and currency

% return in C\$



Canada investment grade: Bloomberg Barclays Canada Aggregate; **Global investment grade:** Bloomberg Barclays Global Aggregate; **U.S. high yield:** Bloomberg Barclays U.S. High Yield. Source: Morningstar Direct.

The second strongest November in over 20 years

Even with November typically being the best month for equities historically, Christmas really came early for the stock market this year. The S&P 500 Index almost hit a new 2023 high, after seeing its strongest month this year and the second strongest November in over 20 years, only second to the rally in November 2020.

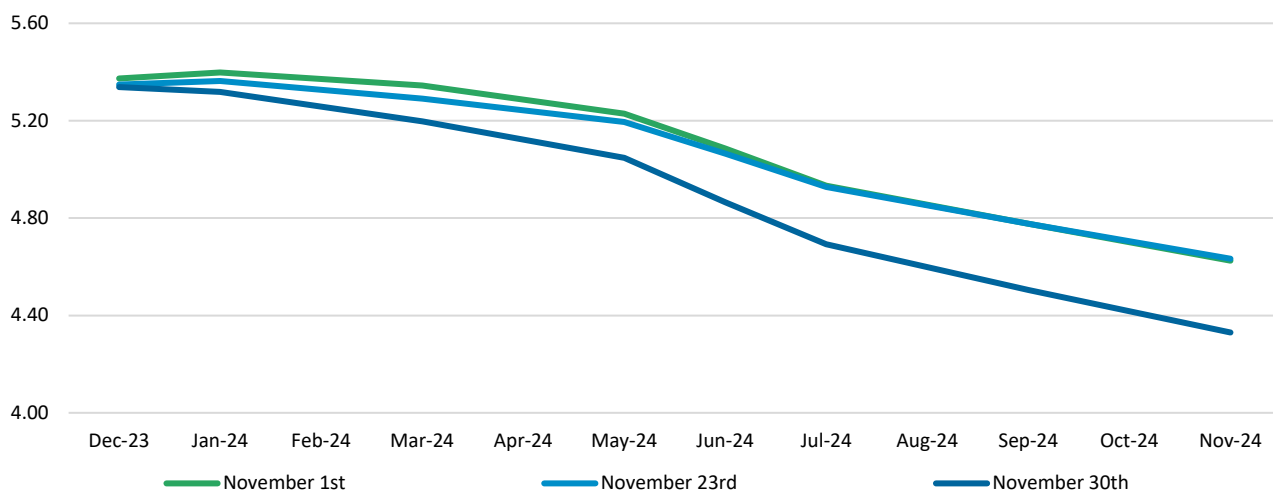
The key reason for the increase in risk appetite and market sentiment in November was the rising expectations of rate cuts in the first half of 2024, coupled with the continued strength in the economy, resulting in a goldilocks scenario. Bond yields fell sharply due to the combination of falling term premia and policy rate expectations. Equities surged as falling risk free rates supported valuations.

Seasonality also played a role in the strong returns in November. Year-end rallies actually occur more often than not, and those gains can be impactful. November 2023 was a stronger month than seasonality factor would suggest, likely creating a more subdued environment in December.

Markets expect deeper rate cuts in 2024

The subdued inflation figures triggered a change in sentiment over the last month, moving from believing that rates would need to be higher for longer, to believing that the tightening cycle might have already ended. The bond futures market had a drastic repricing of 10-year yields, falling by more than 30bps in a week, to reflect an implied first rate cut of 25bps by May 2024 and a total of 1% by November 2024.

Implied Fed rate path changed through November



Source: Bloomberg, NEI Investments

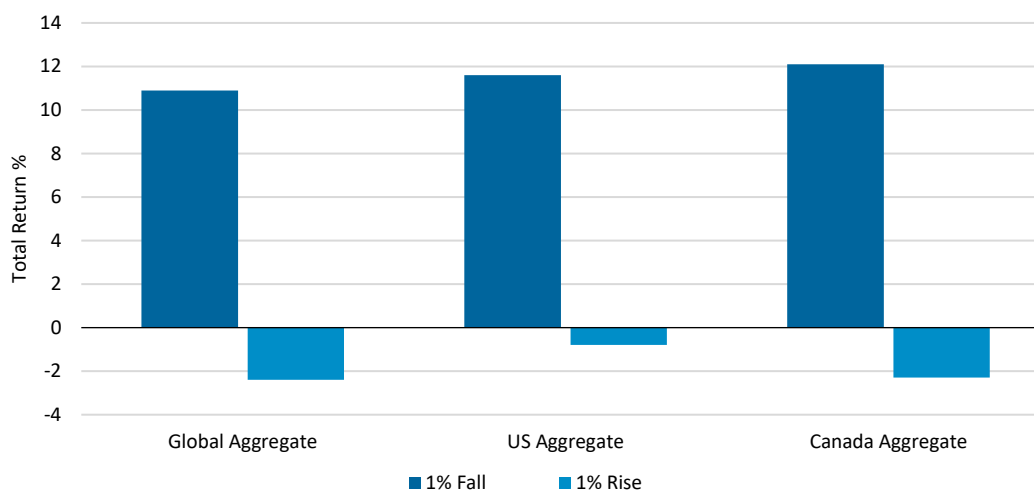
The bond market also reflected this change in sentiment with yields falling sharply in November after testing the 5% level in October. Rates have dropped sharply in the U.S. despite Moody's downgrading U.S. sovereign debt outlook to negative.

The opportunity in Fixed Income

This rise in yields as well as the rise in the volatility of yields has been the key driver of equity market movements over the last 2 months. Equities typically fare poorly when yields rise sharply. We saw a rise in yields of about 70 basis points from early September to early October, when the S&P 500 declined by about 6%, and later in October a 40-point rise when the S&P 500 declined again. When yields fell a bit in mid-October, we saw a short-lived S&P 500 rally until the rates resumed their upward movement.

Yields have already started to decline from their peaks since October. Although we may see some volatility in yields, expectations for lower inflation are contributing to expectations of rate cuts earlier in 2024 than previously expected. This has historically been very positive for bond returns, and for rate sensitive sectors, as we saw in November since yields rolled over.

Asymmetrical return opportunity in Fixed Income



Source: Bloomberg, NEI Investments

As fixed income and equity investments were being repriced due to rising interest rates in 2022 and 2023, cash and money market investments look relatively compelling. Investors seeking safe haven were rewarded with relatively higher yields. Money market inflow of assets reached record levels in 2023.

Although cash investments may still look compelling today, the relative attractiveness to risk assets may change dramatically over the next little while. As short-term rates fall, money market instruments will become increasingly less attractive compared to fixed income and equities. This is an opportune time for investors to get off the sidelines and to redeploy capital back to risky and growth assets, which may provide a strong technical boost to drive markets higher.

Aviso Wealth Inc. (“Aviso Wealth”) is the parent company of Credential Qtrade Securities Inc. (“CQSI”), Credential Asset Management Inc. (“CAM”), Qtrade Asset Management (“QAM”) and Northwest & Ethical Investments L.P. (“NEI”). NEI Investments is a registered trademark of NEI. Any use by CQSI, CAM, QAM or NEI of an Aviso Wealth trade name or trademark is made with the consent and/or license of Aviso Wealth. Aviso Wealth is a wholly-owned subsidiary of Aviso Wealth Limited Partnership, which in turn is owned 50% by Desjardins Financial Holdings Inc. and 50% by a limited partnership owned by the five Provincial Credit Union Centrals and The CUMIS Group Limited.

This material is for informational and educational purposes and it is not intended to provide specific advice including, without limitation, investment, financial, tax or similar matters. This document is published by CQSI, CAM and QAM and unless indicated otherwise, all views expressed in this document are those of CQSI, CAM and QAM. The views expressed herein are subject to change without notice as markets change over time. Views expressed regarding a particular industry or market sector should not be considered an indication of trading intent of any funds managed by NEI Investments. Forward-looking statements are not guaranteed of future performance and risks and uncertainties often cause actual results to differ materially from forward-looking information or expectations. Do not place undue reliance on forward-looking information. Mutual funds are offered through Credential Asset Management Inc. Mutual funds and other securities are offered through Credential Qtrade Securities Inc. Commissions, trailing commissions, management fees and expenses all may be associated with mutual fund investments. Please read the prospectus before investing. Unless otherwise stated, mutual fund securities and cash balances are not insured nor guaranteed, their values change frequently and past performance may not be repeated.

The MSCI information may only be used for your internal use, may not be reproduced or re-disseminated in any form and may not be used as a basis for or a component of any financial instruments or products or indices. None of the MSCI information is intended to constitute investment advice or a recommendation to make (or refrain from making) any kind of investment decision and may not be relied on as such. Historical data and analysis should not be taken as an indication or guarantee of any future performance, analysis, forecast or prediction. The MSCI information is provided on an “as is” basis and the user of this information assumes the entire risk of any use made of this information. MSCI, each of its affiliates and each other person involved in or related to computing, computing or creating any MSCI information (collectively, the “MSCI Parties”) expressly disclaims all warranties (including, without limitation, any warranties of originality, accuracy, completeness, timeliness, non-infringement, merchantability and fitness for a particular purpose) with respect to this information. Without limiting any of the foregoing, in no event shall any MSCI Party have any liability for any direct, indirect, special, incidental, punitive, consequential (including, without limitation, lost profits) or any other damages.